

## Nurse and Midwife Registrant Data: October 2013

Published December 2013

### Introduction

This report contains registration information about nurses and midwives registered with the Nursing and Midwifery Board of Australia (National Board).

The functions of the National Board are defined under the [National Law](#), and include:

- Registering nurses, midwives and students of nursing and midwifery
- Determining national registration requirements
- Developing registration standards and professional codes and guidelines to guide nurses and midwives
- Managing notifications, investigations and panel hearings
- Assessing internationally qualified nurses and midwives who wish to practice in Australia
- Approving national accreditation standards and accredited programs of study leading to registration and endorsement
- Delegating to state and territory boards and committees\*, and AHPRA staff, the power to determine individual applications for registration and notifications of a nurse's or midwife's health, performance and/or conduct, and a student's health or criminal history

*\*In New South Wales (NSW), where a co-regulatory model applies and notifications are managed separately by the Nursing and Midwifery Council NSW, the NSW Board of the National Board is only responsible for the registration of nurses, midwives and students.*

The National Board's functions are supported by the [Australian Health Practitioner Regulation Agency](#) (AHPRA). For information about legislation governing the National Board and AHPRA, see [AHPRA's Legislation & Publications](#) at [www.ahpra.gov.au/Legislation-and-Publications.aspx](http://www.ahpra.gov.au/Legislation-and-Publications.aspx)

AHPRA has analysed the National Board's registration data and produced a number of statistical tables about registrants to share with the professions and community. The National Board will update this statistical report regularly.

For more information on nursing and midwifery registration, please see the National Board's website: [www.nursingmidwiferyboard.gov.au/Registration-and-Endorsement.aspx](http://www.nursingmidwiferyboard.gov.au/Registration-and-Endorsement.aspx)

### Index of Tables

|  |   |
|--|---|
| Nurse and Midwife – Registration by Type             | 2 |
| Registered Nurse and Midwife – Endorsements by Type  | 4 |
| Registered Nurse and Midwife – Notations             | 4 |
| Nurse and Midwife – Registration by Age              | 5 |
| Nurse and Midwife – Non-Practising by Age            | 5 |
| Nurse and Midwife – Registration by Gender           | 6 |
| Nurse and Midwife – Percent by Gender                | 6 |
| Nurse and Midwife – Non-Practising by Gender         | 6 |
| Nurse and Midwife – Non-Practising Percent by Gender | 6 |

## Nurse & Midwife by Registration Type

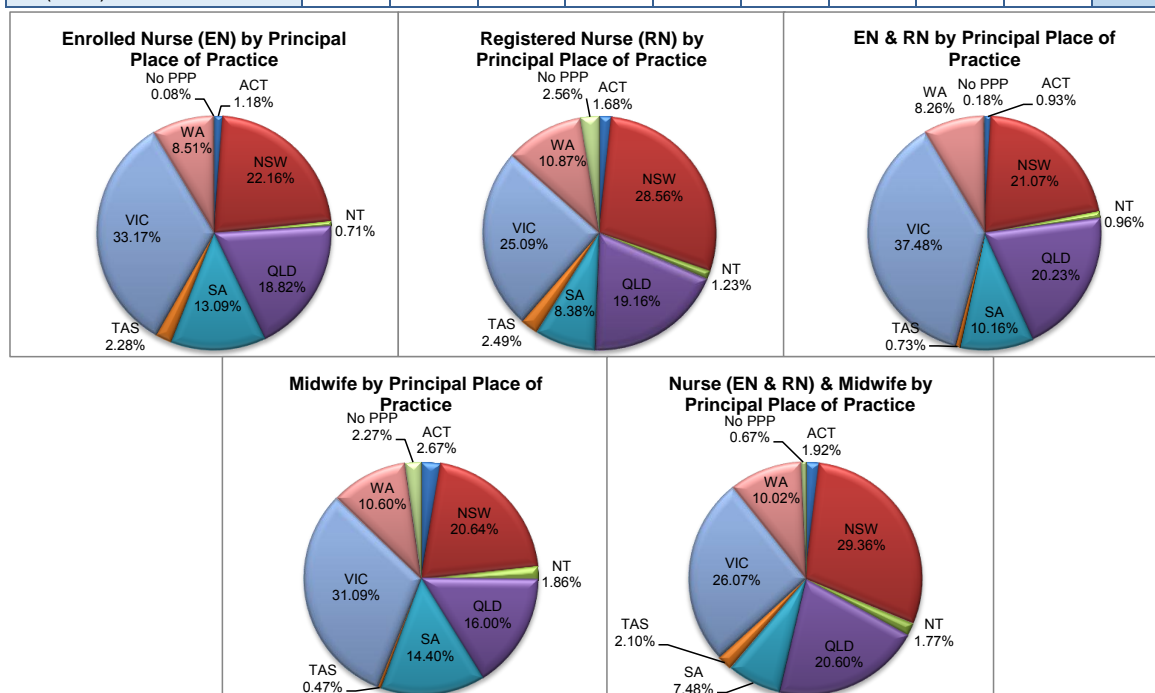
The National Board recognises four nursing and midwifery registration types: general registration, limited registration, non-practising registration and student registration.

The nurse may be either a Registered Nurse or an Enrolled Nurse, or both. Refer the National Board Position Statement: [Position statement on concurrent registration as an Enrolled Nurse and Registered Nurse](#).

| Nurse & Midwife By Registration Type            |              |               |              |               |               |              |               |               |               |                |
|---|--------------|---------------|--------------|---------------|---------------|--------------|---------------|---------------|---------------|----------------|
| Nurse   | ACT          | NSW           | NT           | QLD           | SA            | TAS          | VIC           | WA            | No PPP        | Total          |
| <b>General</b>                                  |              |               |              |               |               |              |               |               |               |                |
| Enrolled Nurse (EN)                             | 702          | 13,140        | 420          | 11,162        | 7,760         | 1,354        | 19,666        | 5,046         | 46            | 59,296         |
| Registered Nurse (RN)                           | 4,168        | 70,986        | 3,050        | 47,631        | 20,819        | 6,179        | 62,360        | 27,009        | 6,376         | 248,578        |
| Enrolled Nurse & Registered Nurse               | 32           | 722           | 33           | 693           | 348           | 25           | 1,284         | 283           | 6             | 3,426          |
| <b>Total General Nurse</b>                      | <b>4,902</b> | <b>84,848</b> | <b>3,503</b> | <b>59,486</b> | <b>28,927</b> | <b>7,558</b> | <b>83,310</b> | <b>32,338</b> | <b>6,428</b>  | <b>311,300</b> |
| <b>Non-practising</b>                           |              |               |              |               |               |              |               |               |               |                |
| Enrolled Nurse (EN)                             | 13           | 294           | 4            | 107           | 60            | 16           | 168           | 49            | 3             | 714            |
| Registered Nurse (RN)                           | 50           | 1,307         | 19           | 363           | 178           | 73           | 508           | 231           | 84            | 2,813          |
| Enrolled Nurse & Registered Nurse               | 1            | 1             |              | 3             |               |              | 2             |               |               | 7              |
| <b>Total Non-practising Nurse</b>               | <b>64</b>    | <b>1,602</b>  | <b>23</b>    | <b>473</b>    | <b>238</b>    | <b>89</b>    | <b>678</b>    | <b>280</b>    | <b>87</b>     | <b>3,534</b>   |
| <b>Total Nurse</b>                              | <b>4,966</b> | <b>86,450</b> | <b>3,526</b> | <b>59,959</b> | <b>29,165</b> | <b>7,647</b> | <b>83,988</b> | <b>32,618</b> | <b>6,515</b>  | <b>314,834</b> |
| <b>Nurse &amp; Midwife</b>                      | <b>ACT</b>   | <b>NSW</b>    | <b>NT</b>    | <b>QLD</b>    | <b>SA</b>     | <b>TAS</b>   | <b>VIC</b>    | <b>WA</b>     | <b>No PPP</b> | <b>Total</b>   |
| <b>General</b>                                  |              |               |              |               |               |              |               |               |               |                |
| Enrolled Nurse (EN)                             | 2            | 6             |              | 3             | 4             |              | 23            |               |               | 38             |
| Registered Nurse (RN)                           | 571          | 8,750         | 529          | 6,143         | 2,228         | 626          | 7,736         | 2,986         | 201           | 29,770         |
| Enrolled Nurse & Registered Nurse               | 1            | 3             |              | 1             |               |              | 18            | 5             |               | 28             |
| <b>Total General Nurse &amp; Midwife</b>        | <b>574</b>   | <b>8,759</b>  | <b>529</b>   | <b>6,147</b>  | <b>2,232</b>  | <b>626</b>   | <b>7,777</b>  | <b>2,991</b>  | <b>201</b>    | <b>29,836</b>  |
| <b>Non-practising</b>                           |              |               |              |               |               |              |               |               |               |                |
| Enrolled Nurse (EN)                             |              |               |              |               |               |              | 3             |               |               | 3              |
| Registered Nurse (RN)                           | 24           | 949           | 9            | 148           | 50            | 24           | 206           | 85            | 18            | 1,513          |
| Enrolled Nurse & Registered Nurse               |              | 1             |              |               |               |              |               |               |               | 1              |
| <b>Total Non-practising Nurse &amp; Midwife</b> | <b>24</b>    | <b>950</b>    | <b>9</b>     | <b>148</b>    | <b>50</b>     | <b>24</b>    | <b>209</b>    | <b>85</b>     | <b>18</b>     | <b>1,517</b>   |
| <b>Total Nurse &amp; Midwife</b>                | <b>598</b>   | <b>9,709</b>  | <b>538</b>   | <b>6,295</b>  | <b>2,282</b>  | <b>650</b>   | <b>7,986</b>  | <b>3,076</b>  | <b>219</b>    | <b>31,353</b>  |
| <b>Midwife</b>                                  | <b>ACT</b>   | <b>NSW</b>    | <b>NT</b>    | <b>QLD</b>    | <b>SA</b>     | <b>TAS</b>   | <b>VIC</b>    | <b>WA</b>     | <b>No PPP</b> | <b>Total</b>   |
| <b>General</b>                                  | 73           | 565           | 51           | 438           | 394           | 13           | 851           | 290           | 62            | 2,737          |
| <b>Non-practising</b>                           |              | 14            |              | 3             | 5             |              | 18            | 5             | 2             | 47             |
| <b>Total Midwife</b>                            | <b>73</b>    | <b>579</b>    | <b>51</b>    | <b>441</b>    | <b>399</b>    | <b>13</b>    | <b>869</b>    | <b>295</b>    | <b>64</b>     | <b>2,784</b>   |
| <b>Grand Total</b>                              | <b>5,637</b> | <b>96,738</b> | <b>4,115</b> | <b>66,695</b> | <b>31,846</b> | <b>8,310</b> | <b>92,843</b> | <b>35,989</b> | <b>6,798</b>  | <b>348,971</b> |

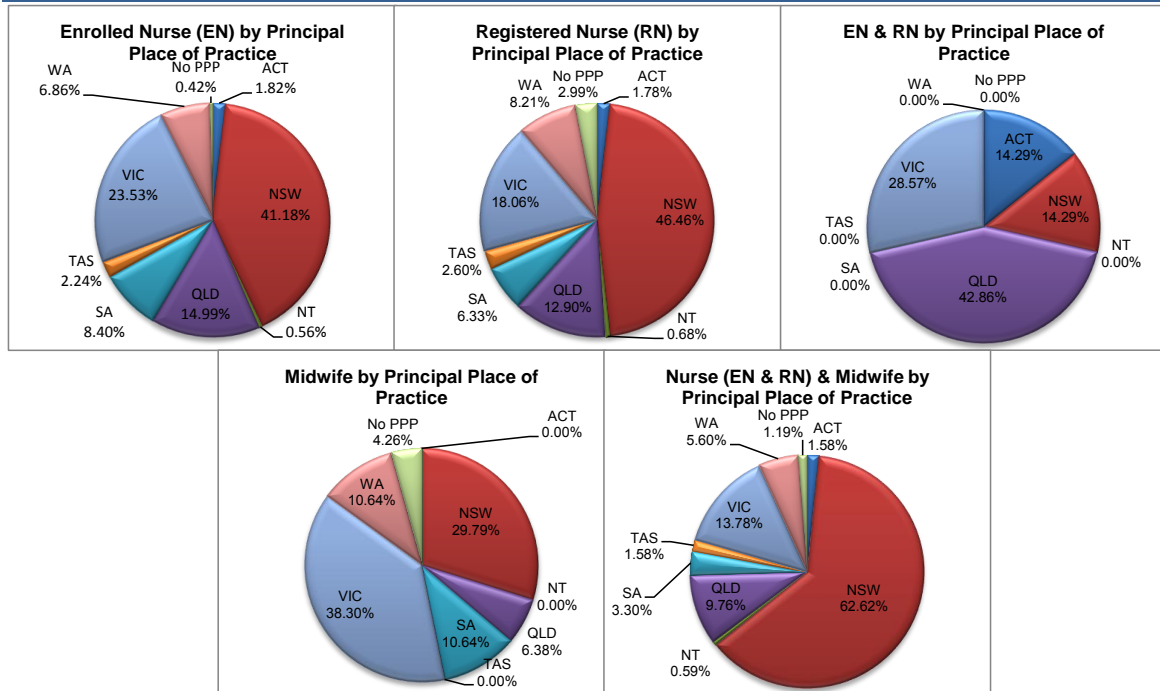
The following table and charts show totals for General Registration

| Totals for General Nurse & Midwife       |       |        |       |        |        |       |        |        |        |         |
|--|-------|--------|-------|--------|--------|-------|--------|--------|--------|---------|
|  | ACT   | NSW    | NT    | QLD    | SA     | TAS   | VIC    | WA     | No PPP | Total   |
| <b>Enrolled Nurse (EN)</b>               | 702   | 13,140 | 420   | 11,162 | 7,760  | 1,354 | 19,666 | 5,046  | 46     | 59,296  |
| <b>Registered Nurse (RN)</b>             | 4,168 | 70,986 | 3,050 | 47,631 | 20,819 | 6,179 | 62,360 | 27,009 | 6,376  | 248,578 |
| <b>EN &amp; RN</b>                       | 32    | 722    | 33    | 693    | 348    | 25    | 1,284  | 283    | 6      | 3,426   |
| <b>Midwife</b>                           | 73    | 565    | 51    | 438    | 394    | 13    | 851    | 290    | 62     | 2,737   |
| <b>Nurse (EN &amp; RN) &amp; Midwife</b> | 574   | 8,759  | 529   | 6,147  | 2,232  | 626   | 7,777  | 2,991  | 201    | 29,836  |



The following table and charts show totals for Non-Practising Registration

| Totals for Non-Practising Nurse & Midwife |     |       |    |     |     |     |     |     |        |       |
|---|-----|-------|----|-----|-----|-----|-----|-----|--------|-------|
|   | ACT | NSW   | NT | QLD | SA  | TAS | VIC | WA  | No PPP | Total |
| Enrolled Nurse (EN)                       | 13  | 294   | 4  | 107 | 60  | 16  | 168 | 49  | 3      | 714   |
| Registered Nurse (RN)                     | 50  | 1,307 | 19 | 363 | 178 | 73  | 508 | 231 | 84     | 2,813 |
| EN & RN                                   | 1   | 1     |    | 3   |     |     | 2   |     |        | 7     |
| Midwife                                   |     | 14    |    | 3   | 5   |     | 18  | 5   | 2      | 47    |
| Nurse (EN & RN) & Midwife                 | 24  | 950   | 9  | 148 | 50  | 24  | 209 | 85  | 18     | 1,517 |



## Registered Nurse & Midwife by Endorsement

The endorsement of registration identifies registered nurses and midwives with additional qualifications and specific expertise.

The National Board endorsements for registered nurses are:

- Nurse Practitioner – includes prescribing scheduled medicines
- Midwife Practitioner – refer [Position-Statement Midwife Practitioners \(7 April 2011\)](#)
- Registered Nurse - supply scheduled medicines (rural and isolated practice)

Note: No principal place of practice (PPP) will include nurses and midwives with an overseas address.

The National Board endorsement for midwives is:

- Eligible Midwife – prescribe scheduled medicines

| Registered Nurse & Midwife By Endorsement      |     |     |    |     |    |     |     |     |        |       |
|--|-----|-----|----|-----|----|-----|-----|-----|--------|-------|
| Registered Nurse                               | ACT | NSW | NT | QLD | SA | TAS | VIC | WA  | No PPP | Total |
| Nurse Practitioner                             | 36  | 240 | 15 | 259 | 79 | 22  | 153 | 158 | 4      | 966   |
| Schedule Medicines - Rural & Isolated Practice | 3   | 30  | 9  | 710 | 7  | 3   | 59  | 13  | 3      | 837   |
| Midwife  | ACT | NSW | NT | QLD | SA | TAS | VIC | WA  | No PPP | Total |
| Scheduled Medicines - Eligible Midwife         |     | 5   |    | 12  | 3  | 2   | 12  | 7   |        | 41    |

## Registered Nurse & Midwife by Notation

Registered Nurses with a sole qualification in mental health nursing or paediatric nursing or disability nursing.

To ensure national consistency, registered nurses with a sole qualification in mental health nursing or paediatric nursing or disability nursing - rather than a qualification in general nursing - are identified on the national register with a notation, which states: *Solely qualified in the area of Disability Nursing / Mental Health Nursing / Paediatric Nursing*.

| Registered Nurse Notation by State and Territory |     |     |    |     |    |     |     |       |        |       |
|--|-----|-----|----|-----|----|-----|-----|-------|--------|-------|
| Registered Nurse                                 | ACT | NSW | NT | QLD | SA | TAS | VIC | WA    | No PPP | Total |
| Disability Nursing                               |     | 19  | 3  | 5   | 4  | 1   | 10  | 18    | 2      | 62    |
| Mental Health Nursing                            | 5   | 181 | 19 | 40  | 46 | 3   | 131 | 1,174 | 42     | 1,641 |
| Paediatric Nursing                               | 1   | 99  | 2  | 21  | 10 | 1   | 35  | 134   | 10     | 313   |
| Total  | 6   | 299 | 24 | 66  | 60 | 5   | 176 | 1,326 | 54     | 2,016 |

The National Board also recognises those midwives that meet the requirements of the Eligible Midwife registration standard with a notation on their registration.

The notation states:

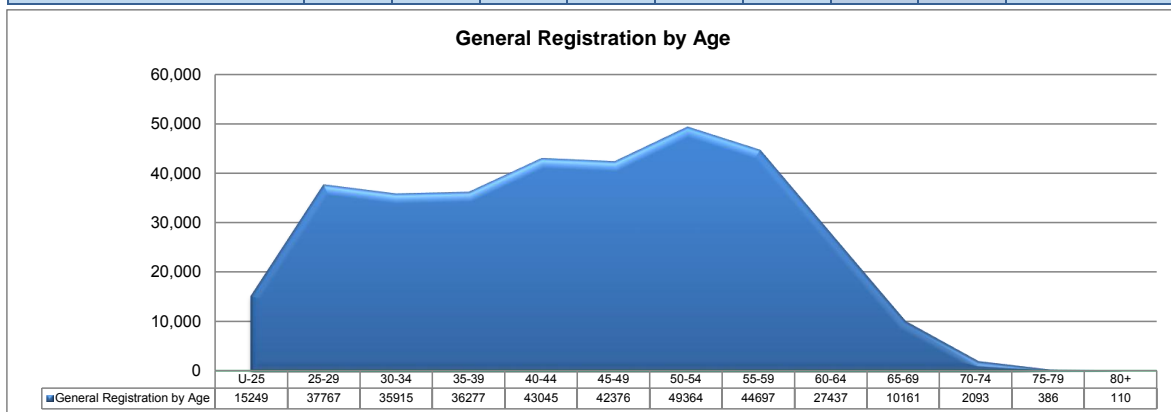
*Eligible midwife competent to provide pregnancy, labour, birth and post natal care and qualified to provide the associated services and order diagnostic investigations required for midwifery practice, in accordance with relevant State and Territory legislation.*

*Eligible midwife, but NOT qualified to obtain endorsement under section 94 to prescribe Schedule 2, 3, 4 & 8 medicines required for midwifery practice in accordance with state and territory legislation.*

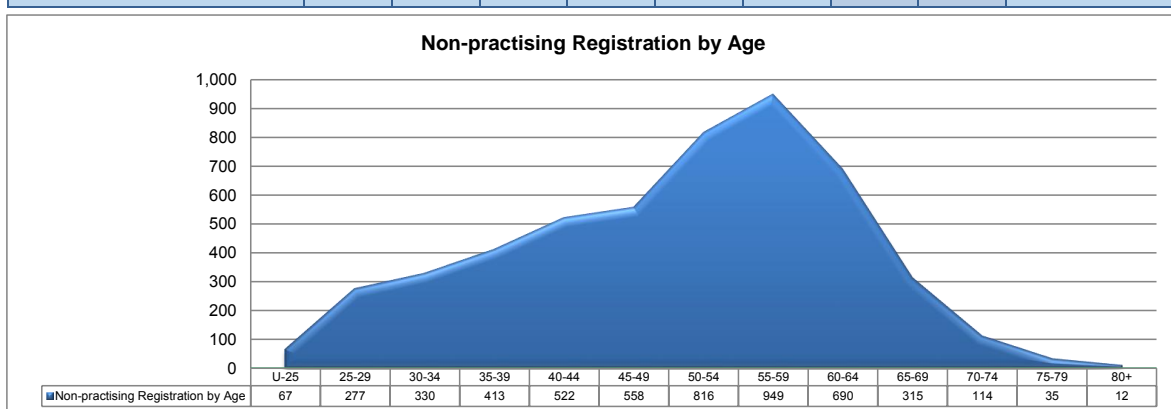
These eligible midwives will be endorsed to prescribe scheduled medicines when they successfully complete a Board-approved program of study for prescribing midwifery medicines.

| Midwife Notation by State and Territory |     |     |    |     |    |     |     |    |        |       |
|---|-----|-----|----|-----|----|-----|-----|----|--------|-------|
| Midwife                                 | ACT | NSW | NT | QLD | SA | TAS | VIC | WA | No PPP | Total |
| Eligible Midwife                        |     | 36  |    | 85  | 13 | 4   | 41  | 21 |        | 200   |

| General Registration by Age |                     |                       |                                   |                     |                       |                                   |             |                |                |
|-----------------------------|---------------------|-----------------------|-----------------------------------|---------------------|-----------------------|-----------------------------------|-------------|----------------|----------------|
| Age Group                   | Nurse               |                       |                                   | Nurse and Midwife   |                       |                                   | Midwife     | Total          | % by Age Group |
|                             | Enrolled Nurse (EN) | Registered Nurse (RN) | Enrolled Nurse & Registered Nurse | Enrolled Nurse (EN) | Registered Nurse (RN) | Enrolled Nurse & Registered Nurse |             |                |                |
| U-25                        | 3,867               | 10,498                | 309                               | 3                   | 326                   | 3                                 | 243         | 15,249         | 4.42%          |
| 25-29                       | 4,835               | 30,244                | 842                               | 14                  | 1,350                 | 5                                 | 477         | 37,767         | 10.95%         |
| 30-34                       | 4,244               | 29,130                | 464                               | 5                   | 1,685                 | 4                                 | 383         | 35,915         | 10.41%         |
| 35-39                       | 4,441               | 29,162                | 386                               | 5                   | 1,904                 | 6                                 | 373         | 36,277         | 10.52%         |
| 40-44                       | 6,209               | 33,187                | 396                               | 5                   | 2,846                 | 3                                 | 399         | 43,045         | 12.48%         |
| 45-49                       | 8,216               | 29,371                | 414                               | 2                   | 4,020                 | 2                                 | 351         | 42,376         | 12.29%         |
| 50-54                       | 10,615              | 31,771                | 351                               | 3                   | 6,395                 | 3                                 | 226         | 49,364         | 14.31%         |
| 55-59                       | 9,528               | 28,356                | 191                               | 1                   | 6,466                 | 2                                 | 153         | 44,697         | 12.96%         |
| 60-64                       | 5,437               | 17,876                | 58                                | 2                   | 3,987                 | 1                                 | 76          | 27,437         | 7.96%          |
| 65-69                       | 1,605               | 7,092                 | 13                                | 0                   | 1,412                 | 0                                 | 39          | 10,161         | 2.95%          |
| 70-74                       | 238                 | 1,519                 | 2                                 | 0                   | 318                   | 0                                 | 16          | 2,093          | 0.61%          |
| 75-79                       | 33                  | 303                   | 0                                 | 0                   | 49                    | 0                                 | 1           | 386            | 0.11%          |
| 80+                         | 28                  | 69                    | 0                                 | 0                   | 13                    | 0                                 | 0           | 110            | 0.03%          |
| <b>Total</b>                | <b>59,296</b>       | <b>248,578</b>        | <b>3,426</b>                      | <b>40</b>           | <b>30,771</b>         | <b>29</b>                         | <b>2737</b> | <b>344,877</b> | <b>100.00%</b> |



| Non-practising Registration by Age |                     |                       |                                   |                     |                       |                                   |           |              |                |
|------------------------------------|---------------------|-----------------------|-----------------------------------|---------------------|-----------------------|-----------------------------------|-----------|--------------|----------------|
| Age Group                          | Nurse               |                       |                                   | Nurse and Midwife   |                       |                                   | Midwife   | Total        | % by Age Group |
|                                    | Enrolled Nurse (EN) | Registered Nurse (RN) | Enrolled Nurse & Registered Nurse | Enrolled Nurse (EN) | Registered Nurse (RN) | Enrolled Nurse & Registered Nurse |           |              |                |
| U-25                               | 29                  | 34                    | 0                                 | 0                   | 1                     | 0                                 | 3         | 67           | 0.02%          |
| 25-29                              | 45                  | 215                   | 0                                 | 2                   | 8                     | 0                                 | 7         | 277          | 0.08%          |
| 30-34                              | 52                  | 245                   | 1                                 | 0                   | 26                    | 0                                 | 6         | 330          | 0.10%          |
| 35-39                              | 51                  | 306                   | 0                                 | 0                   | 50                    | 0                                 | 6         | 413          | 0.12%          |
| 40-44                              | 79                  | 349                   | 2                                 | 0                   | 85                    | 0                                 | 7         | 522          | 0.15%          |
| 45-49                              | 96                  | 299                   | 1                                 | 0                   | 158                   | 0                                 | 4         | 558          | 0.16%          |
| 50-54                              | 132                 | 337                   | 1                                 | 0                   | 339                   | 0                                 | 7         | 816          | 0.24%          |
| 55-59                              | 124                 | 400                   | 0                                 | 1                   | 418                   | 1                                 | 5         | 949          | 0.28%          |
| 60-64                              | 84                  | 327                   | 0                                 | 0                   | 279                   | 0                                 | 0         | 690          | 0.20%          |
| 65-69                              | 18                  | 194                   | 1                                 | 0                   | 100                   | 0                                 | 2         | 315          | 0.09%          |
| 70-74                              | 4                   | 76                    | 1                                 | 0                   | 33                    | 0                                 | 0         | 114          | 0.03%          |
| 75-79                              | 0                   | 24                    | 0                                 | 0                   | 11                    | 0                                 | 0         | 35           | 0.01%          |
| 80+                                | 0                   | 7                     | 0                                 | 0                   | 5                     | 0                                 | 0         | 12           | 0.00%          |
| <b>Total</b>                       | <b>714</b>          | <b>2,813</b>          | <b>7</b>                          | <b>3</b>            | <b>1,513</b>          | <b>1</b>                          | <b>47</b> | <b>5,098</b> | <b>1.48%</b>   |



| General Registration by Gender    |              |               |              |               |               |              |               |               |              |                |
|-----------------------------------|--------------|---------------|--------------|---------------|---------------|--------------|---------------|---------------|--------------|----------------|
| Nurse                             | ACT          | NSW           | NT           | QLD           | SA            | TAS          | VIC           | WA            | No PPP       | Total          |
| <b>Female</b>                     | 4,348        | 74,057        | 2,932        | 52,961        | 25,712        | 6,674        | 74,493        | 29,232        | 5,551        | <b>275,960</b> |
| Enrolled Nurse (EN)               | 644          | 11,644        | 338          | 10,107        | 7,084         | 1,243        | 17,915        | 4,716         | 43           | 53,734         |
| Registered Nurse (RN)             | 3,678        | 61,810        | 2,564        | 42,254        | 18,340        | 5,406        | 55,504        | 24,252        | 5,502        | 219,310        |
| Enrolled Nurse & Registered Nurse | 26           | 603           | 30           | 600           | 288           | 25           | 1,074         | 264           | 6            | 2,916          |
| <b>Male</b>                       | 554          | 10,791        | 571          | 6,525         | 3,215         | 884          | 8,817         | 3,106         | 877          | <b>35,340</b>  |
| Enrolled Nurse (EN)               | 58           | 1,496         | 82           | 1,055         | 676           | 111          | 1,751         | 330           | 3            | 5,562          |
| Registered Nurse (RN)             | 490          | 9,176         | 486          | 5,377         | 2,479         | 773          | 6,856         | 2,757         | 874          | 29,268         |
| Enrolled Nurse & Registered Nurse | 6            | 119           | 3            | 93            | 60            |              | 210           | 19            |              | 510            |
| <b>Total</b>                      | <b>4,902</b> | <b>84,848</b> | <b>3,503</b> | <b>59,486</b> | <b>28,927</b> | <b>7,558</b> | <b>83,310</b> | <b>32,338</b> | <b>6,428</b> | <b>311,300</b> |
| Nurse & Midwife                   | ACT          | NSW           | NT           | QLD           | SA            | TAS          | VIC           | WA            | No PPP       | Total          |
| <b>Female</b>                     | 574          | 9,208         | 511          | 6,117         | 2,207         | 628          | 7,830         | 2,989         | 198          | <b>30,262</b>  |
| Enrolled Nurse (EN)               | 2            | 6             |              | 3             | 3             |              | 25            |               |              | 39             |
| Registered Nurse (RN)             | 571          | 9,198         | 511          | 6,113         | 2,204         | 628          | 7,787         | 2,984         | 198          | 30,194         |
| Enrolled Nurse & Registered Nurse | 1            | 4             |              | 1             |               |              | 18            | 5             |              | 29             |
| <b>Male</b>                       | 16           | 195           | 24           | 129           | 57            | 17           | 89            | 47            | 4            | <b>578</b>     |
| Enrolled Nurse (EN)               |              |               |              |               | 1             |              |               |               |              | 1              |
| Registered Nurse (RN)             | 16           | 195           | 24           | 129           | 56            | 17           | 89            | 47            | 4            | 577            |
| Enrolled Nurse & Registered Nurse |              |               |              |               |               |              |               |               |              | 0              |
| <b>Total</b>                      | <b>590</b>   | <b>9,403</b>  | <b>535</b>   | <b>6,246</b>  | <b>2,264</b>  | <b>645</b>   | <b>7,919</b>  | <b>3,036</b>  | <b>202</b>   | <b>30,840</b>  |
| Midwife                           | ACT          | NSW           | NT           | QLD           | SA            | TAS          | VIC           | WA            | No PPP       | Total          |
| <b>Female</b>                     | 73           | 561           | 50           | 437           | 394           | 12           | 848           | 290           | 61           | <b>2,726</b>   |
| <b>Male</b>                       |              | 4             | 1            | 1             |               | 1            | 3             |               | 1            | <b>11</b>      |
| <b>Total</b>                      | <b>73</b>    | <b>565</b>    | <b>51</b>    | <b>438</b>    | <b>394</b>    | <b>13</b>    | <b>851</b>    | <b>290</b>    | <b>62</b>    | <b>2,737</b>   |
| <b>Grand Total</b>                | <b>5,565</b> | <b>94,816</b> | <b>4,089</b> | <b>66,170</b> | <b>31,585</b> | <b>8,216</b> | <b>92,080</b> | <b>35,664</b> | <b>6,692</b> | <b>344,877</b> |

| Total General Registration by Gender |       |        |       |        |        |       |        |        |        |                |
|--------------------------------------|-------|--------|-------|--------|--------|-------|--------|--------|--------|----------------|
| General                              | ACT   | NSW    | NT    | QLD    | SA     | TAS   | VIC    | WA     | No PPP | Total          |
| <b>Female</b>                        | 4,995 | 83,826 | 3,493 | 59,515 | 28,313 | 7,314 | 83,171 | 32,511 | 5,810  | <b>308,948</b> |
| <b>Male</b>                          | 570   | 10,990 | 596   | 6,655  | 3,272  | 902   | 8,909  | 3,153  | 882    | <b>35,929</b>  |

| General Registration by Gender - Percentages |        |        |        |        |        |        |        |        |        |               |
|--|--------|--------|--------|--------|--------|--------|--------|--------|--------|---------------|
| General                                      | ACT    | NSW    | NT     | QLD    | SA     | TAS    | VIC    | WA     | No PPP | Total         |
| <b>Female</b>                                | 89.76% | 88.41% | 85.42% | 89.94% | 89.64% | 89.02% | 90.32% | 91.16% | 86.82% | <b>89.58%</b> |
| <b>Male</b>                                  | 10.24% | 11.59% | 14.58% | 10.06% | 10.36% | 10.98% | 9.68%  | 8.84%  | 13.18% | <b>10.42%</b> |

| Non-practising Registration by Gender |           |              |           |            |            |            |            |            |            |              |
|---------------------------------------|-----------|--------------|-----------|------------|------------|------------|------------|------------|------------|--------------|
| Nurse                                 | ACT       | NSW          | NT        | QLD        | SA         | TAS        | VIC        | WA         | No PPP     | Total        |
| <b>Female</b>                         | 54        | 1,474        | 22        | 444        | 216        | 86         | 624        | 262        | 79         | <b>3,261</b> |
| Enrolled Nurse (EN)                   | 12        | 275          | 4         | 101        | 57         | 15         | 160        | 47         | 1          | 672          |
| Registered Nurse (RN)                 | 42        | 1,198        | 18        | 340        | 159        | 71         | 462        | 215        | 78         | 2,583        |
| Enrolled Nurse & Registered Nurse     |           | 1            |           | 3          |            |            | 2          |            |            | 6            |
| <b>Male</b>                           | 10        | 128          | 1         | 29         | 22         | 3          | 54         | 18         | 8          | <b>273</b>   |
| Enrolled Nurse (EN)                   | 1         | 19           |           | 6          | 3          | 1          | 8          | 2          | 2          | 42           |
| Registered Nurse (RN)                 | 8         | 109          | 1         | 23         | 19         | 2          | 46         | 16         | 6          | 230          |
| Enrolled Nurse & Registered Nurse     | 1         |              |           |            |            |            |            |            |            | 1            |
| <b>Total</b>                          | <b>64</b> | <b>1,602</b> | <b>23</b> | <b>473</b> | <b>238</b> | <b>89</b>  | <b>678</b> | <b>280</b> | <b>87</b>  | <b>3,534</b> |
| Nurse & Midwife                       | ACT       | NSW          | NT        | QLD        | SA         | TAS        | VIC        | WA         | No PPP     | Total        |
| <b>Female</b>                         | 22        | 932          | 8         | 144        | 49         | 22         | 206        | 84         | 18         | <b>1,485</b> |
| Enrolled Nurse (EN)                   |           |              |           |            |            |            | 3          |            |            | 3            |
| Registered Nurse (RN)                 | 22        | 931          | 8         | 144        | 49         | 22         | 203        | 84         | 18         | 1,481        |
| Enrolled Nurse & Registered Nurse     |           | 1            |           |            |            |            |            |            |            | 1            |
| <b>Male</b>                           | 2         | 18           | 1         | 4          | 1          | 2          | 3          | 1          |            | <b>32</b>    |
| Enrolled Nurse (EN)                   |           |              |           |            |            |            |            |            |            | 0            |
| Registered Nurse (RN)                 | 2         | 18           | 1         | 4          | 1          | 2          | 3          | 1          |            | 32           |
| Enrolled Nurse & Registered Nurse     |           |              |           |            |            |            |            |            |            | 0            |
| <b>Total</b>                          | <b>24</b> | <b>950</b>   | <b>9</b>  | <b>148</b> | <b>50</b>  | <b>24</b>  | <b>209</b> | <b>85</b>  | <b>18</b>  | <b>1,517</b> |
| Midwife                               | ACT       | NSW          | NT        | QLD        | SA         | TAS        | VIC        | WA         | No PPP     | Total        |
| <b>Female</b>                         |           | 14           |           | 3          | 5          |            | 18         | 5          | 2          | <b>47</b>    |
| <b>Male</b>                           |           |              |           |            |            |            |            |            |            | <b>0</b>     |
| <b>Total</b>                          | <b>0</b>  | <b>14</b>    | <b>0</b>  | <b>3</b>   | <b>5</b>   | <b>0</b>   | <b>18</b>  | <b>5</b>   | <b>2</b>   | <b>47</b>    |
| <b>Grand Total</b>                    | <b>88</b> | <b>2,566</b> | <b>32</b> | <b>624</b> | <b>293</b> | <b>113</b> | <b>905</b> | <b>370</b> | <b>107</b> | <b>5,098</b> |

| Total Non-practising Registration by Gender |     |       |    |     |     |     |     |     |        |              |
|---|-----|-------|----|-----|-----|-----|-----|-----|--------|--------------|
| Non-practising                              | ACT | NSW   | NT | QLD | SA  | TAS | VIC | WA  | No PPP | Total        |
| <b>Female</b>                               | 76  | 2,420 | 30 | 591 | 270 | 108 | 848 | 351 | 99     | <b>4,793</b> |
| <b>Male</b>                                 | 12  | 146   | 2  | 33  | 23  | 5   | 57  | 19  | 8      | <b>305</b>   |

| Non-practising Registration by Gender - Percentages |        |        |        |        |        |        |        |        |        |               |
|---|--------|--------|--------|--------|--------|--------|--------|--------|--------|---------------|
| Non-practising                                      | ACT    | NSW    | NT     | QLD    | SA     | TAS    | VIC    | WA     | No PPP | Total         |
| <b>Female</b>                                       | 86.36% | 94.31% | 93.75% | 94.71% | 92.15% | 95.58% | 93.70% | 94.86% | 92.52% | <b>94.02%</b> |
| <b>Male</b>   | 13.64% | 5.69%  | 6.25%  | 5.29%  | 7.85%  | 4.42%  | 6.30%  | 5.14%  | 7.48%  | <b>5.98%</b>  |