

Nurse and Midwife registrant data: March 2015

Published May 2015

Introduction

This report contains registration information about nurses and midwives registered with the Nursing and Midwifery Board of Australia (NMBA).

The functions of the NMBA are defined under the [National Law](#), and include:

- Registering nurses, midwives and students of nursing and midwifery
- Determining national registration requirements
- Developing professional codes, standards, guidelines and position statements to guide the practice of nurses and midwives
- Managing notifications, investigations and panel hearings
- Overseeing the assessment of internationally qualified nurses and midwives who wish to register in Australia
- Approving national accreditation standards and accredited programs of study leading to registration and endorsement
- Delegating to state and territory boards and committees of the NMBA, and AHPRA staff, the power to determine individual applications for registration and notification of a nurse's or midwife's health, performance and/or conduct, and a student's health or criminal history

**Co-regulatory models apply in New South Wales (NSW) and Queensland (QLD). In NSW, notifications are managed separately by the Nursing and Midwifery Council of NSW; the NSW Board of the NMBA only manages registration matters. In QLD, notifications are received by the Office of the Health Ombudsman (OHO), who determines which complaints should be managed by the NMBA.*

The NMBA's functions are supported by the [Australian Health Practitioner Regulation Agency](#) (AHPRA). For information about legislation governing the NMBA and AHPRA, see [AHPRA's Legislation & Publications](#) at www.ahpra.gov.au/Legislation-and-Publications.aspx. AHPRA has analysed the NMBA's registration data and produced a number of statistical tables¹ about registrants to share with the professions and community. This report is updated on a quarterly basis.

For more information on nursing and midwifery registration, please see the NMBA's website: www.nursingmidwiferyboard.gov.au/Registration-and-Endorsement.aspx

¹ Note that the data for dual registration in the tables and diagrams includes where a nurse or a midwife may be non-practising in one category, for example enrolled nurse (non-practising) & registered nurse (practising) or nurse (non-practising) & midwife (practising).

Contents

Nurse and midwife – registration type by state or territory	3
Totals for practitioners with general registration as Nurse and/or Midwife.....	4
Totals for practitioners with non-practising registration as Nurse and/or Midwife	4
Registered Nurse and Midwife – endorsements by type	6
Registered Nurse Notation	6
Nurse and Midwife – general registration by age group.....	8
Nurse and Midwife – general registration by age group.....	8
Nurse and Midwife – non-practising registration by age group	9
Nurse and Midwife – non-practising registration by age group	9
Nurse and Midwife – general registration by gender.....	10
Nurse and Midwife – total general registration by gender	11
Nurse and Midwife – general registration by gender percentages	11
Nurse and Midwife – non-practising registration by gender	12
Nurse and Midwife – total non-practising totals by gender	13
Nurse and Midwife – non-practising registration by gender percentages	13

Nurse and midwife – registration type by state or territory

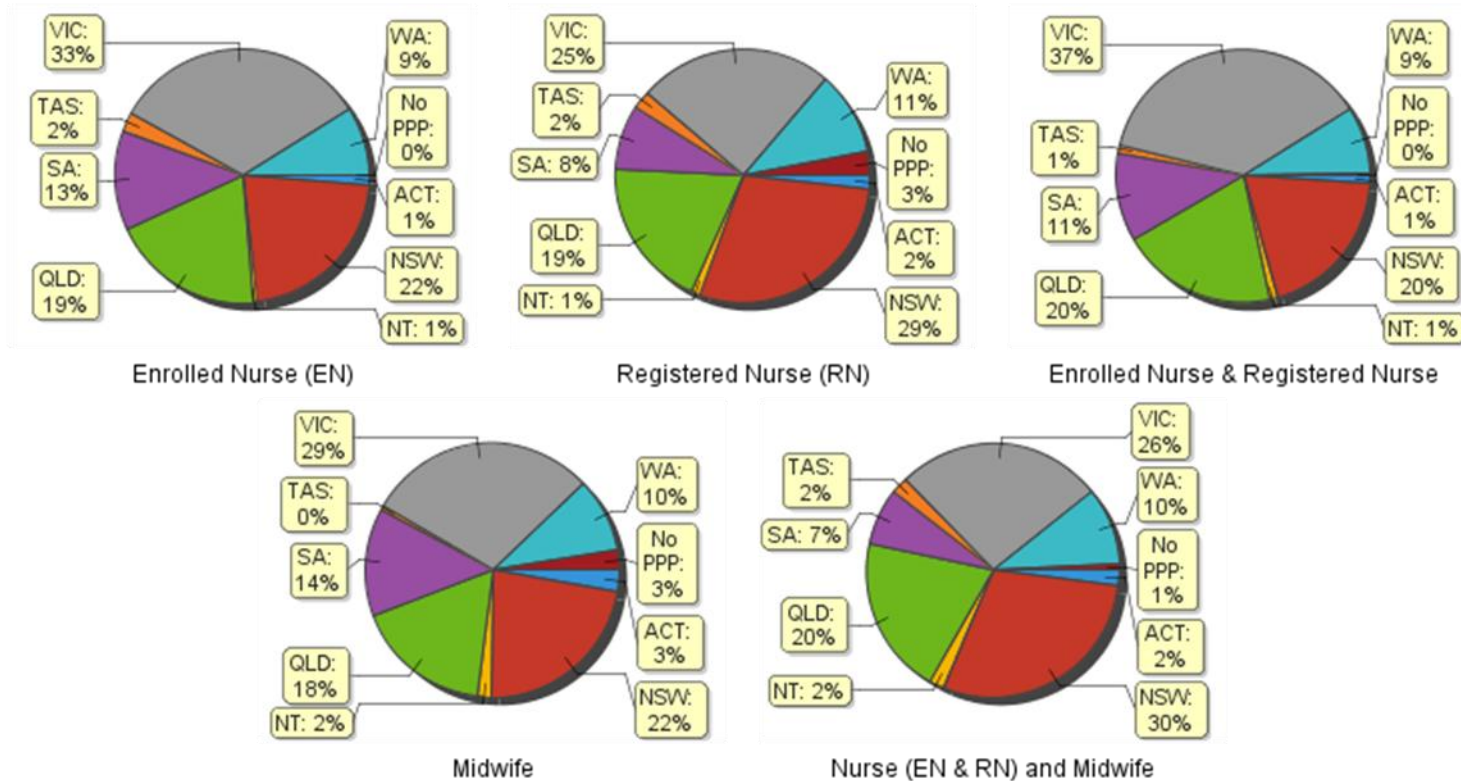
The NMBA recognises three nursing and midwifery registration types: general registration, non-practising registration and student registration. A nurse may be either a Registered Nurse or an Enrolled Nurse, or both.

Profession	Registration Type	Divisions	Principal Place of practice									Total	
			ACT	NSW	NT	QLD	SA	TAS	VIC	WA	No PPP		
Nurse	General	Enrolled Nurse (EN)	678	13,188	406	11,696	7,735	1,426	19,834	5,277	66	60,306	
		Registered Nurse (RN)	4,334	76,120	3,207	50,556	21,854	6,429	65,496	28,044	8,198	264,238	
		Enrolled Nurse & Registered Nurse	54	1,076	54	1,096	615	47	2,038	469	18	5,467	
			Total General Nurse	5,066	90,384	3,667	63,348	30,204	7,902	87,368	33,790	8,282	330,011
	Non-practising	Enrolled Nurse (EN)	13	301	8	123	86	15	193	52	9	800	
		Registered Nurse (RN)	57	1,345	27	429	227	72	529	236	223	3,145	
		Enrolled Nurse & Registered Nurse	1	3		1	1		1		1	8	
			Total Non-practising Nurse	71	1,649	35	553	314	87	723	288	233	3,953
	Total Nurse			5,137	92,033	3,702	63,901	30,518	7,989	88,091	34,078	8,515	333,964
	Nurse & Midwife	General	Enrolled Nurse (EN) & Midwife	4	5		12	3		37			61
Registered Nurse (RN) & Midwife			564	8,822	518	6,041	2,171	639	7,804	3,000	227	29,786	
Enrolled Nurse & Registered Nurse & Midwife			1	8		1	3		35	8		56	
			Total General Nurse & Midwife	569	8,835	518	6,054	2,177	639	7,876	3,008	227	29,903
Non-practising		Enrolled Nurse (EN) & Midwife								1			1
		Registered Nurse (RN) & Midwife	11	323	3	73	22	8	75	41	22	578	
		Enrolled Nurse & Registered Nurse and Midwife											
		Total Non-practising Nurse & Midwife	11	323	3	73	22	8	76	41	22	579	
Total Nurse & Midwife			580	9,158	521	6,127	2,199	647	7,952	3,049	249	30,482	
Midwife	General		100	802	59	628	495	16	1,052	342	93	3,587	
	Non-practising			17		6	7	1	15	3	5	54	
Midwife Total			100	819	59	634	502	17	1,067	345	98	3,641	
Grand Total			5,817	102,010	4,282	70,662	33,219	8,653	97,110	37,472	8,862	368,087	

Totals for practitioners with general registration as Nurse and/or Midwife

The following table and charts show totals for General Registration

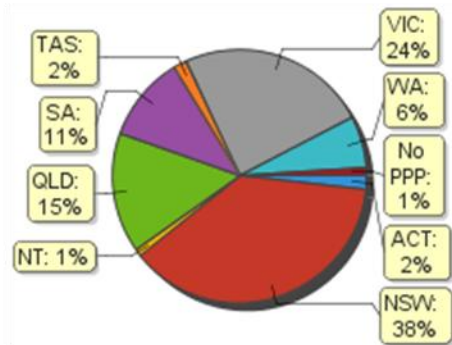
	Principal place of practice									Total
	ACT	NSW	NT	QLD	SA	TAS	VIC	WA	No PPP	
Enrolled Nurse (EN)	678	13,188	406	11,696	7,735	1,426	19,834	5,277	66	60,306
Registered Nurse (RN)	4,334	76,120	3,207	50,556	21,854	6,429	65,496	28,044	8,198	264,238
Enrolled Nurse & Registered Nurse	54	1,076	54	1,096	615	47	2,038	469	18	5,467
Nurse (EN & RN) and Midwife	569	8,835	518	6,054	2,177	639	7,876	3,008	227	29,903
Midwife	100	802	59	628	495	16	1,052	342	93	3,587



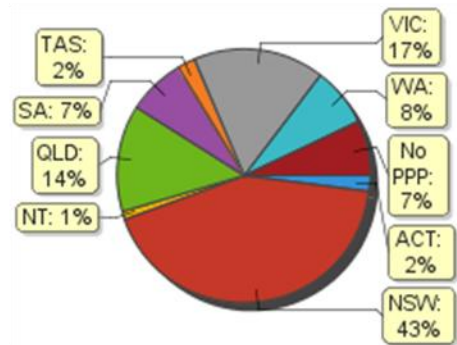
Totals for practitioners with non-practising registration as Nurse and/or Midwife

The following table and charts show totals for Non-Practising Registration

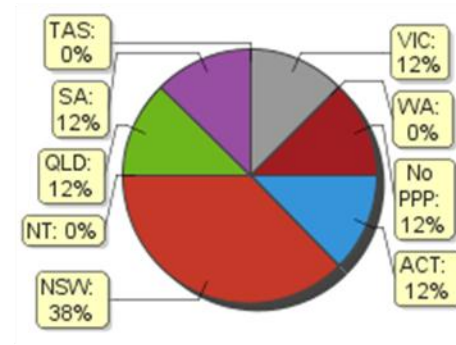
	Principal place of practice									Total
	ACT	NSW	NT	QLD	SA	TAS	VIC	WA	No PPP	
Enrolled Nurse (EN)	13	301	8	123	86	15	193	52	9	800
Registered Nurse (RN)	57	1,345	27	429	227	72	529	236	223	3,145
Enrolled Nurse & Registered Nurse	1	3		1	1		1		1	8
Nurse (EN & RN) and Midwife	11	323	3	73	22	8	76	41	22	579
Midwife		17		6	7	1	15	3	5	54



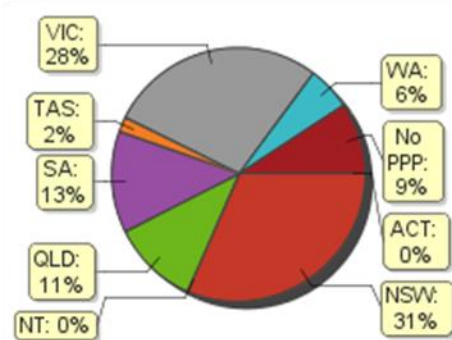
Enrolled Nurse (EN)



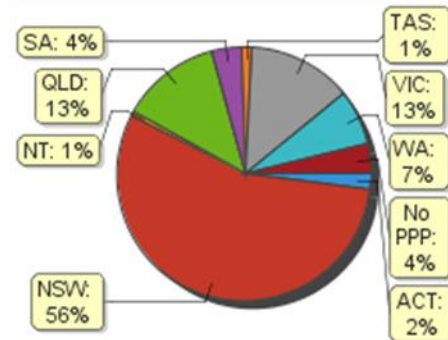
Registered Nurse (RN)



Enrolled Nurse & Registered Nurse



Midwife



Nurse (EN & RN) and Midwife

Registered Nurse and Midwife – endorsements by type

The endorsement of registration identifies registered nurses and midwives with additional qualifications and specific expertise. The NMBA endorsements for registered nurses are:

- Nurse Practitioner – includes prescribing scheduled medicines
- Registered Nurse - supply scheduled medicines (rural and isolated practice)

The NMBA endorsements for midwives are:

- Eligible Midwife – prescribe scheduled medicines
- Midwife Practitioner – refer [Position-Statement Midwife Practitioners \(7 April 2011\)](#)

		Principal place of practice									
Profession	Endorsement type	ACT	NSW	NT	QLD	SA	TAS	VIC	WA	No PPP	Total
Nurse	Nurse Practitioner	36	273	19	321	108	25	224	196	12	1,214
	Scheduled Medicines - Rural and isolated practice	3	35	10	771	7	5	108	13	5	957
Midwife	Scheduled Medicines- Eligible Midwife	2	30	1	57	14	3	33	29		169
	Midwife Practitioner		1								1

Registered Nurse Notation

Registered Nurses with a sole qualification in mental health nursing or paediatric nursing or disability nursing.

To ensure national consistency, registered nurses with a sole qualification in mental health nursing or paediatric nursing or disability nursing - rather than a qualification in general nursing - are identified on the national register with a notation, which states: Solely qualified in the area of Disability Nursing / Mental Health Nursing / Paediatric Nursing.

Registered Nurse		Principal place of practice									
Notation	ACT	NSW	NT	QLD	SA	TAS	VIC	WA	No PPP	Total	
Disability Nursing	1	22	3	10	4		12	19	8	79	
Mental Health nursing	5	222	27	61	56	4	173	1,169	87	1,804	
Paediatric Nursing	3	114	3	31	11		49	148	32	391	
Total	9	358	33	102	71	4	234	1,336	127	2,274	

The NMBA also recognises those midwives that meet the requirements of the Eligible Midwife registration standard with a notation on their registration.

The notation states:

Eligible midwife competent to provide pregnancy, labour, birth and post natal care and qualified to provide the associated services and order diagnostic investigations required for midwifery practice, in accordance with relevant State and Territory legislation.

An Eligible midwife, may be qualified to obtain endorsement under section 94 to prescribe Schedule 2, 3, 4 & 8 medicines (required for midwifery practice in accordance with state and territory legislation), when they have completed a NMBA-approved program of study for prescribing midwifery medicines.

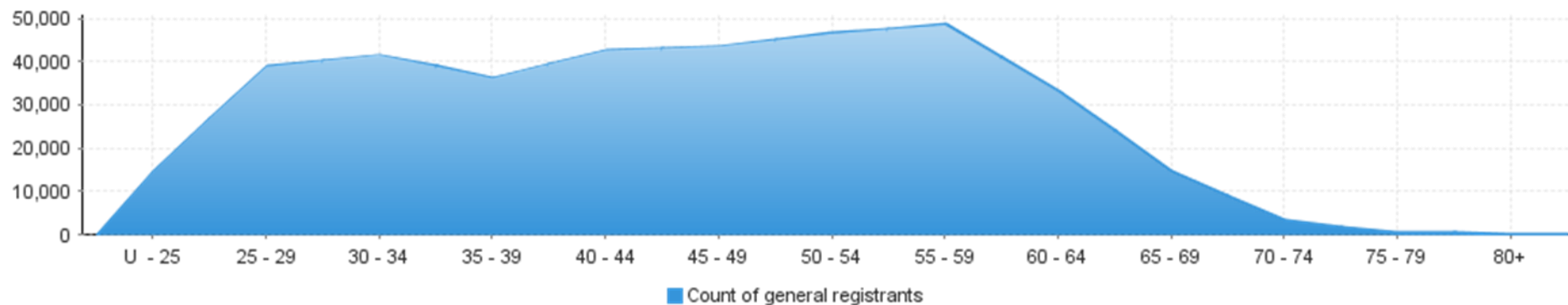
Midwife Notation	Principal place of practice								Total
	ACT	NSW	NT	QLD	SA	TAS	VIC	WA	
Eligible midwife	2	53	3	114	19	7	55	39	292

This counts in the above table includes notated and endorsed eligible midwives

Nurse and Midwife – general registration by age group

Nurse and Midwife Age group	Nurse		Nurse & Midwife			Midwife	Total	% by Age Group	
	Enrolled Nurse (EN)	Registered Nurse (RN)	Enrolled Nurse & Registered Nurse	Enrolled Nurse (EN)	Registered Nurse (RN)				Enrolled Nurse & Registered Nurse
U - 25	3,425	10,273	328	1	336	7	282	14,652	4.03%
25 - 29	4,886	30,524	1,373	20	1,389	13	643	38,848	10.69%
30 - 34	4,866	33,314	917	8	1,830	12	552	41,499	11.42%
35 - 39	4,275	29,064	624	6	1,731	4	466	36,170	9.95%
40 - 44	5,578	33,478	577	11	2,408	7	532	42,591	11.72%
45 - 49	7,589	31,428	624	7	3,386	4	447	43,485	11.96%
50 - 54	9,590	30,604	560	4	5,384	7	263	46,412	12.77%
55 - 59	10,378	31,139	311	3	6,358	1	199	48,389	13.31%
60 - 64	6,745	21,577	122	1	4,560	1	117	33,123	9.11%
65 - 69	2,469	9,989	28		1,885		64	14,435	3.97%
70 - 74	442	2,307	2		428		21	3,200	0.88%
75 - 79	56	461	1		78		1	597	0.16%
80+	7	80			13			100	0.03%
Total	60,306	264,238	5,467	61	29,786	56	3,587	363,501	100.00%

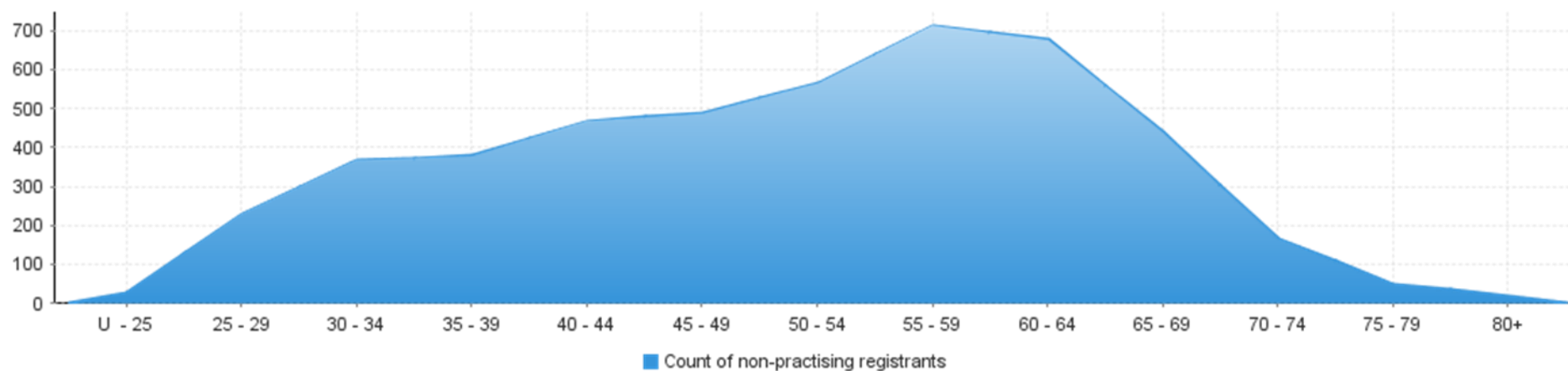
Nurse and Midwife – general registration by age group



Nurse and Midwife – non-practising registration by age group

Nurse and Midwife Age group	Nurse		Nurse & Midwife			Midwife	Total	% by Age Group
	Enrolled Nurse (EN)	Registered Nurse (RN)	Enrolled Nurse & Registered Nurse	Enrolled Nurse (EN)	Registered Nurse (RN)			
U - 25	15	13					28	0.61%
25 - 29	52	163	1		5	10	231	5.04%
30 - 34	49	292	1	1	16	9	368	8.02%
35 - 39	57	297			17	7	378	8.24%
40 - 44	69	359			36	4	468	10.20%
45 - 49	95	343			42	7	487	10.62%
50 - 54	140	347	4		70	4	565	12.32%
55 - 59	162	443			102	6	713	15.55%
60 - 64	117	423			131	5	676	14.74%
65 - 69	38	302	1		98	1	440	9.59%
70 - 74	6	116			42	1	165	3.60%
75 - 79		35	1		13		49	1.07%
80+		12			6		18	0.39%
Total	800	3,145	8	1	578	54	4,586	100.00%

Nurse and Midwife – non-practising registration by age group



Nurse and Midwife – general registration by gender

Nurse and Midwife			Principal place of practice									Total
Profession	Gender	Divisions	ACT	NSW	NT	QLD	SA	TAS	VIC	WA	No PPP	
Nurse	Female	Enrolled Nurse (EN)	613	11,696	337	10,582	7,047	1,299	18,021	4,933	61	54,589
		Registered Nurse (RN)	3,811	66,152	2,709	44,874	19,224	5,637	58,342	25,287	7,033	233,069
		Enrolled Nurse & Registered Nurse	46	899	49	953	523	45	1,742	423	17	4,697
	Female Nurse Total		4,470	78,747	3,095	56,409	26,794	6,981	78,105	30,643	7,111	292,355
	Male	Enrolled Nurse (EN)	65	1,492	69	1,114	688	127	1,813	344	5	5,717
		Registered Nurse (RN)	523	9,968	498	5,682	2,630	792	7,154	2,757	1,165	31,169
		Enrolled Nurse & Registered Nurse	8	177	5	143	92	2	296	46	1	770
	Male Nurse Total		596	11,637	572	6,939	3,410	921	9,263	3,147	1,171	37,656
	Nurse Total			5,066	90,384	3,667	63,348	30,204	7,902	87,368	33,790	8,282
Nurse & Midwife	Female	Enrolled Nurse (EN) & Midwife	4	5		11	3		37			60
		Registered Nurse (RN) & Midwife	551	8,637	492	5,927	2,120	624	7,726	2,952	222	29,251
		Enrolled Nurse & Registered Nurse & Midwife	1	7		1	3		35	8		55
	Female Nurse & Midwife Total		556	8,649	492	5,939	2,126	624	7,798	2,960	222	29,366
	Male	Enrolled Nurse (EN) & Midwife				1						1
		Registered Nurse (RN) & Midwife	13	185	26	114	51	15	78	48	5	535
		Enrolled Nurse & Registered Nurse & Midwife		1								1
Male Nurse & Midwife Total		13	186	26	115	51	15	78	48	5	537	
Nurse & Midwife Total			569	8,835	518	6,054	2,177	639	7,876	3,008	227	29,903
Midwife	Female		100	797	58	626	494	15	1,049	342	91	3,572
	Male			5	1	2	1	1	3		2	15
Midwife Total			100	802	59	628	495	16	1,052	342	93	3,587
Grand Total			5,735	100,021	4,244	70,030	32,876	8,557	96,296	37,140	8,602	363,501

Nurse and Midwife – total general registration by gender

General	Principal place of practice									Total
	ACT	NSW	NT	QLD	SA	TAS	VIC	WA	No PPP	
Female	5,126	88,193	3,645	62,974	29,414	7,620	86,952	33,945	7,424	325,293
Male	609	11,828	599	7,056	3,462	937	9,344	3,195	1,178	38,208

Nurse and Midwife – general registration by gender percentages

General	Principal place of practice									Total
	ACT	NSW	NT	QLD	SA	TAS	VIC	WA	No PPP	
Female	89.38%	88.17%	85.89%	89.92%	89.47%	89.05%	90.30%	91.40%	86.31%	89.52%
Male	10.62%	11.83%	14.11%	10.08%	10.53%	10.95%	9.70%	8.60%	13.69%	10.48%

Nurse and Midwife – non-practising registration by gender

Nurse and Midwife			Principal place of practice									Total
Profession	Gender	Divisions	ACT	NSW	NT	QLD	SA	TAS	VIC	WA	No PPP	
Nurse	Female	Enrolled Nurse (EN)	12	277	8	118	81	14	181	51	7	749
		Registered Nurse (RN)	48	1,216	25	394	195	67	483	220	203	2,851
		Enrolled Nurse & Registered Nurse		3		1			1		1	6
		Female Nurse Total	60	1,496	33	513	276	81	665	271	211	3,606
	Male	Enrolled Nurse (EN)	1	24		5	5	1	12	1	2	51
		Registered Nurse (RN)	9	129	2	35	32	5	46	16	20	294
		Enrolled Nurse & Registered Nurse	1				1					2
		Male Nurse Total	11	153	2	40	38	6	58	17	22	347
	Nurse Total		71	1,649	35	553	314	87	723	288	233	3,953
	Nurse & Midwife	Female	Enrolled Nurse (EN) & Midwife							1		
Registered Nurse (RN) & Midwife			11	316	3	72	22	7	75	41	21	568
Enrolled Nurse & Registered Nurse & Midwife												
Female Nurse & Midwife Total		11	316	3	72	22	7	76	41	21	569	
Male		Enrolled Nurse (EN) & Midwife										
		Registered Nurse (RN) & Midwife		7		1		1			1	10
		Enrolled Nurse & Registered Nurse & Midwife										
	Male Nurse & Midwife Total		6		1		1			1	9	
Nurse & Midwife Total		11	323	3	73	22	8	76	41	22	579	
Midwife	Female			17		6	7	1	15	3	5	54
	Male											
Midwife Total			17		6	7	1	15	3	5	54	
Grand Total			82	1,989	38	632	343	96	814	332	260	4,586

Nurse and Midwife – total non-practising totals by gender

General	Principal place of practice									Total
	ACT	NSW	NT	QLD	SA	TAS	VIC	WA	No PPP	
Female	71	1,829	36	591	305	89	756	315	237	4,229
Male	11	160	2	41	38	7	58	17	23	357

Nurse and Midwife – non-practising registration by gender percentages

General	Principal place of practice									Total
	ACT	NSW	NT	QLD	SA	TAS	VIC	WA	No PPP ²	
Female	86.59%	91.96%	94.74%	93.51%	88.92%	92.71%	92.87%	94.88%	91.15%	89.52%
Male	13.41%	8.04%	5.26%	6.49%	11.08%	7.29%	7.13%	5.12%	8.85%	10.48%

² Note that No principal place of practice (PPP) will include nurses and midwives with an overseas address.