

## Nurse and Midwife registrant data: June 2015

---

Published August 2015

### Introduction

This report contains registration information about nurses and midwives registered with the Nursing and Midwifery Board of Australia (NMBA).

The functions of the NMBA are defined under the [National Law](#), and include:

- Registering nurses, midwives and students of nursing and midwifery
- Determining national registration requirements
- Developing professional codes, standards, guidelines and position statements to guide the practice of nurses and midwives
- Managing notifications, investigations and panel hearings
- Overseeing the assessment of internationally qualified nurses and midwives who wish to register in Australia
- Approving national accreditation standards and accredited programs of study leading to registration and endorsement
- Delegating to state and territory boards and committees of the NMBA, and AHPRA staff, the power to determine individual applications for registration and notification of a nurse's or midwife's health, performance and/or conduct, and a student's health or criminal history

*\*Co-regulatory models apply in New South Wales (NSW) and Queensland (QLD). In NSW, notifications are managed separately by the Nursing and Midwifery Council of NSW; the NSW Board of the NMBA only manages registration matters. In QLD, notifications are received by the Office of the Health Ombudsman (OHO), who determines which complaints should be managed by the NMBA.*

The NMBA's functions are supported by the [Australian Health Practitioner Regulation Agency](#) (AHPRA). For information about legislation governing the NMBA and AHPRA, see [AHPRA's Legislation & Publications](#) at [www.ahpra.gov.au/Legislation-and-Publications.aspx](http://www.ahpra.gov.au/Legislation-and-Publications.aspx). AHPRA has analysed the NMBA's registration data and produced a number of statistical tables<sup>1</sup> about registrants to share with the professions and community. This report is updated on a quarterly basis.

For more information on nursing and midwifery registration, please see the NMBA's website: [www.nursingmidwiferyboard.gov.au/Registration-and-Endorsement.aspx](http://www.nursingmidwiferyboard.gov.au/Registration-and-Endorsement.aspx)

---

<sup>1</sup> Note that the data for dual registration in the tables and diagrams includes where a nurse or a midwife may be non-practising in one category, for example enrolled nurse (non-practising) & registered nurse (practising) or nurse (non-practising) & midwife (practising).

## Contents

Nurse and midwife – registration type by state or territory .....	3
Totals for practitioners with general registration as Nurse and/or Midwife.....	4
Totals for practitioners with non-practising registration as Nurse and/or Midwife .....	4
Registered Nurse and Midwife – endorsements by type .....	6
Registered Nurse Notation .....	6
Nurse and Midwife – general registration by age group.....	8
Nurse and Midwife – general registration by age group.....	8
Nurse and Midwife – non-practising registration by age group .....	9
Nurse and Midwife – non-practising registration by age group .....	9
Nurse and Midwife – general registration by gender.....	10
Nurse and Midwife – total general registration by gender .....	11
Nurse and Midwife – general registration by gender percentages .....	11
Nurse and Midwife – non-practising registration by gender .....	12
Nurse and Midwife – total non-practising totals by gender .....	13
Nurse and Midwife – non-practising registration by gender percentages .....	13

## Nurse and midwife – registration type by state or territory

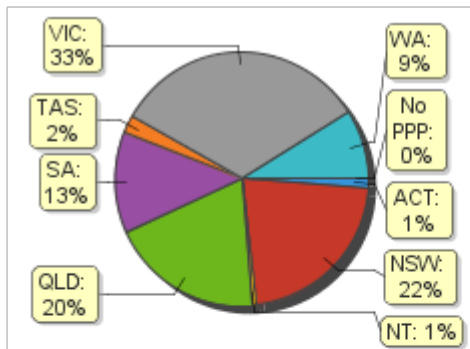
The NMBA recognises three nursing and midwifery registration types: general registration, non-practising registration and student registration. A nurse may be either a Registered Nurse or an Enrolled Nurse, or both.

Profession	Registration Type	Divisions	Principal Place of practice									Total
			ACT	NSW	NT	QLD	SA	TAS	VIC	WA	No PPP	
Nurse	General	Enrolled Nurse (EN)	679	13,344	402	11,896	7,767	1,441	19,973	5,296	94	60,892
		Registered Nurse (RN)	4,388	75,832	3,180	50,844	21,503	6,450	65,624	27,822	9,146	264,789
		Enrolled Nurse & Registered Nurse	56	1,088	60	1,128	618	48	2,065	481	27	5,571
		Total General Nurse	5,123	90,264	3,642	63,868	29,888	7,939	87,662	33,599	9,267	331,252
	Non-practising	Enrolled Nurse (EN)	15	339	7	165	120	20	236	77	9	988
		Registered Nurse (RN)	55	1,553	30	528	294	94	650	311	330	3,845
		Enrolled Nurse & Registered Nurse		4		3	3		2	1	1	14
		Total Non-practising Nurse	70	1,896	37	696	417	114	888	389	340	4,847
	Total Nurse		5,193	92,160	3,679	64,564	30,305	8,053	88,550	33,988	9,607	336,099
	Nurse & Midwife	General	Enrolled Nurse (EN) & Midwife	4	4		13	2		38		
Registered Nurse (RN) & Midwife			563	8,797	532	6,004	2,152	647	7,776	2,972	311	29,754
Enrolled Nurse & Registered Nurse & Midwife			1	10	2	2	2		33	9		59
		Total General Nurse & Midwife	568	8,811	534	6,019	2,156	647	7,847	2,981	311	29,874
Non-practising		Enrolled Nurse (EN) & Midwife							1			1
		Registered Nurse (RN) & Midwife	15	337	3	83	37	9	92	42	29	647
		Enrolled Nurse & Registered Nurse and Midwife										
	Total Non-practising Nurse & Midwife	15	337	3	83	37	9	93	42	29	648	
Total Nurse & Midwife		583	9,148	537	6,102	2,193	656	7,940	3,023	340	30,522	
Midwife	General	101	792	59	647	483	21	1,053	344	116	3,616	
	Non-practising		17		9	9	1	18	5	7	66	
Midwife Total		101	809	59	656	492	22	1,071	349	123	3,682	
<b>Grand Total</b>			5,877	102,117	4,275	71,322	32,990	8,731	97,561	37,360	10,070	370,303

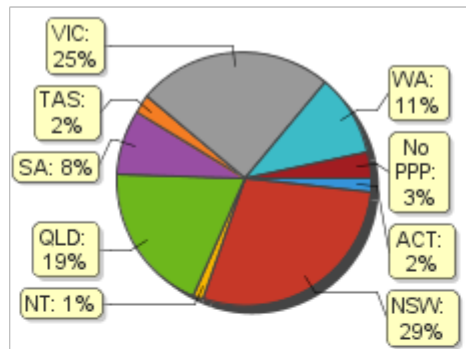
## Totals for practitioners with general registration as Nurse and/or Midwife

The following table and charts show totals for General Registration

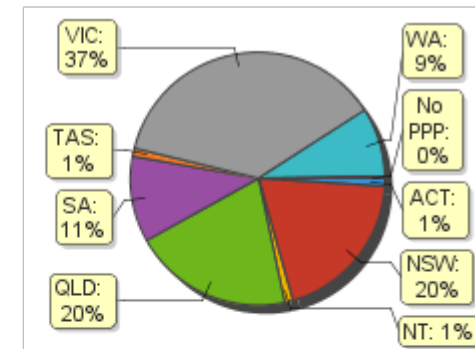
	Principal place of practice									Total
	ACT	NSW	NT	QLD	SA	TAS	VIC	WA	No PPP	
Enrolled Nurse (EN)	679	13,344	402	11,896	7,767	1,441	19,973	5,296	94	60,892
Registered Nurse (RN)	4,388	75,832	3,180	50,844	21,503	6,450	65,624	27,822	9,146	264,789
Enrolled Nurse & Registered Nurse	56	1,088	60	1,128	618	48	2,065	481	27	5,571
Nurse (EN & RN) and Midwife	568	8,811	534	6,019	2,156	647	7,847	2,981	311	29,874
Midwife	101	792	59	647	483	21	1,053	344	116	3,616



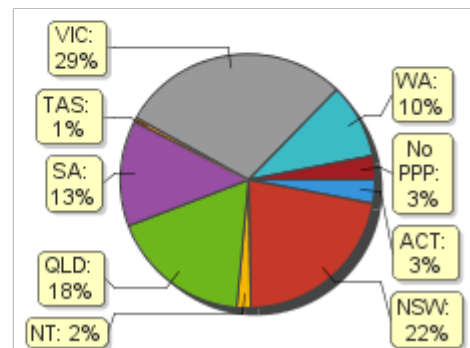
Enrolled Nurse (EN)



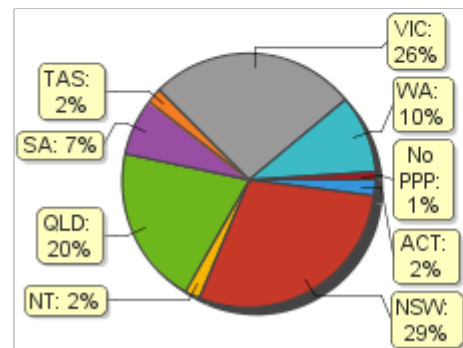
Registered Nurse (RN)



Enrolled Nurse & Registered Nurse



Midwife

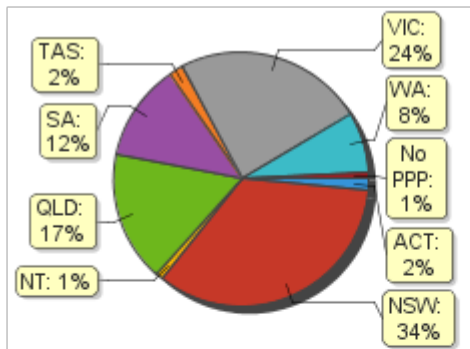


Nurse (EN & RN) and Midwife

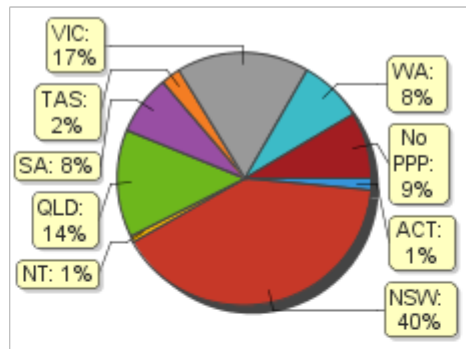
## Totals for practitioners with non-practising registration as Nurse and/or Midwife

The following table and charts show totals for Non-Practising Registration

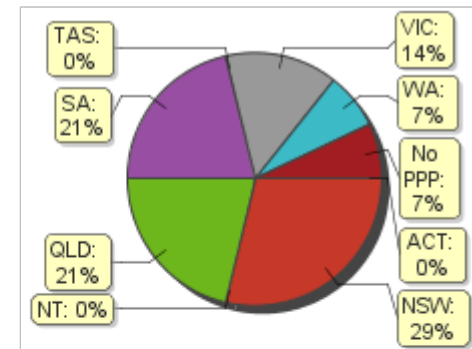
	Principal place of practice									Total
	ACT	NSW	NT	QLD	SA	TAS	VIC	WA	No PPP	
Enrolled Nurse (EN)	15	339	7	165	120	20	236	77	9	988
Registered Nurse (RN)	55	1,553	30	528	294	94	650	311	330	3,845
Enrolled Nurse & Registered Nurse		4		3	3		2	1	1	14
Nurse (EN & RN) and Midwife	15	337	3	83	37	9	93	42	29	648
Midwife		17		9	9	1	18	5	7	66



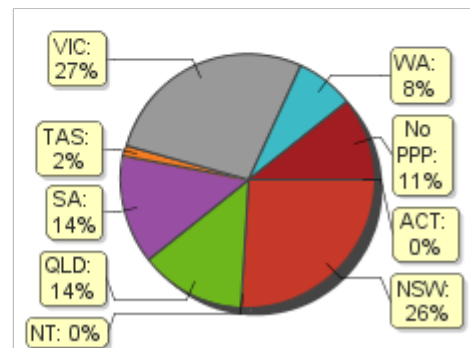
Enrolled Nurse (EN)



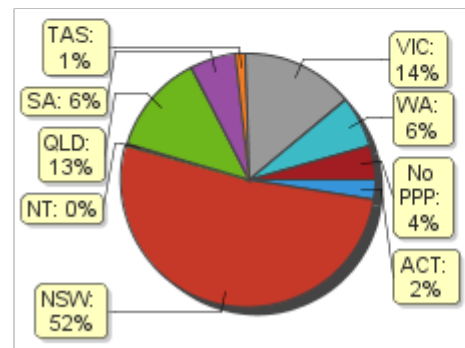
Registered Nurse (RN)



Enrolled Nurse & Registered Nurse



Midwife



Nurse (EN & RN) and Midwife

## Registered Nurse and Midwife – endorsements by type

The endorsement of registration identifies registered nurses and midwives with additional qualifications and specific expertise. The NMBA endorsements for registered nurses are:

- Nurse Practitioner – includes prescribing scheduled medicines
- Registered Nurse - supply scheduled medicines (rural and isolated practice)

The NMBA endorsements for midwives are:

- Eligible Midwife – prescribe scheduled medicines
- Midwife Practitioner – refer [Position-Statement Midwife Practitioners \(7 April 2011\)](#)

Profession	Endorsement type	Principal place of practice									Total
		ACT	NSW	NT	QLD	SA	TAS	VIC	WA	No PPP	
Nurse	Nurse Practitioner	37	268	20	332	111	26	231	209	14	1,248
	Scheduled Medicines - Rural and isolated practice	5	39	12	779	6	7	111	13	9	981
Midwife	Scheduled Medicines	2	30	2	64	16	3	34	31		182
	Midwife Practitioner		1								1

## Registered Nurse Notation

Registered Nurses with a sole qualification in mental health nursing or paediatric nursing or disability nursing.

To ensure national consistency, registered nurses with a sole qualification in mental health nursing or paediatric nursing or disability nursing - rather than a qualification in general nursing - are identified on the national register with a notation, which states: Solely qualified in the area of Disability Nursing / Mental Health Nursing / Paediatric Nursing.

Registered Nurse	Notation	Principal place of practice									Total
		ACT	NSW	NT	QLD	SA	TAS	VIC	WA	No PPP	
Disability Nursing		1	25	2	9	3	0	16	19	8	83
Mental Health nursing		7	220	30	71	55	4	233	1,159	103	1,882
Paediatric Nursing		3	112	4	31	11	1	60	150	44	416
<b>Total</b>		11	357	36	111	69	5	309	1,328	155	2,381

The NMBA also recognises those midwives that meet the requirements of the Eligible Midwife registration standard with a notation on their registration.

The notation states:

*Eligible midwife competent to provide pregnancy, labour, birth and post natal care and qualified to provide the associated services and order diagnostic investigations required for midwifery practice, in accordance with relevant State and Territory legislation.*

An Eligible midwife, may be qualified to obtain endorsement under section 94 to prescribe Schedule 2, 3, 4 & 8 medicines (required for midwifery practice in accordance with state and territory legislation), when they have completed a NMBA-approved program of study for prescribing midwifery medicines.

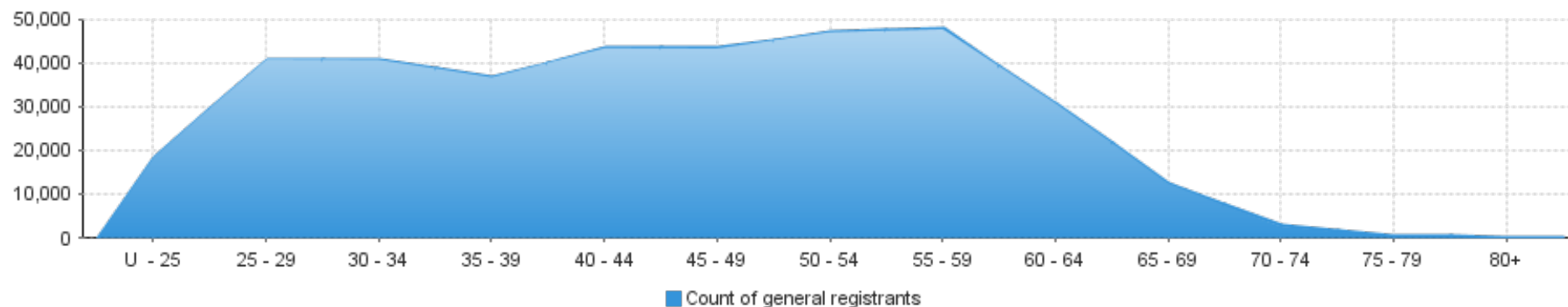
Midwife Notation	Principal place of practice								Total
	ACT	NSW	NT	QLD	SA	TAS	VIC	WA	
Eligible midwife	1	23	2	53	6	4	27	9	125

The above numbers reflect those midwives with the Eligible midwife notation only.

### Nurse and Midwife – general registration by age group

Nurse and Midwife Age group	Nurse			Nurse & Midwife			Midwife	Total	% by Age Group
	Enrolled Nurse (EN)	Registered Nurse (RN)	Enrolled Nurse & Registered Nurse	Enrolled Nurse (EN)	Registered Nurse (RN)	Enrolled Nurse & Registered Nurse			
U - 25	4,172	12,966	479	2	448	10	354	18,431	5.05%
25 - 29	5,059	32,190	1,405	21	1,494	15	657	40,841	11.20%
30 - 34	4,833	32,677	853	8	1,813	10	542	40,736	11.17%
35 - 39	4,462	29,340	630	4	1,789	5	480	36,710	10.06%
40 - 44	5,840	33,881	596	13	2,510	7	514	43,361	11.89%
45 - 49	7,864	30,831	624	5	3,517	5	436	43,282	11.87%
50 - 54	9,790	30,901	543	4	5,533	5	247	47,023	12.89%
55 - 59	10,161	30,643	311	3	6,333	1	201	47,653	13.06%
60 - 64	6,229	20,191	102	1	4,283	1	113	30,920	8.48%
65 - 69	2,084	8,773	25		1,599		56	12,537	3.44%
70 - 74	344	1,952	3		360		15	2,674	0.73%
75 - 79	49	385			66		1	501	0.14%
80+	5	59			9			73	0.02%
<b>Total</b>	<b>60,892</b>	<b>264,789</b>	<b>5,571</b>	<b>61</b>	<b>29,754</b>	<b>59</b>	<b>3,616</b>	<b>364,742</b>	<b>100.00%</b>

### Nurse and Midwife – general registration by age group

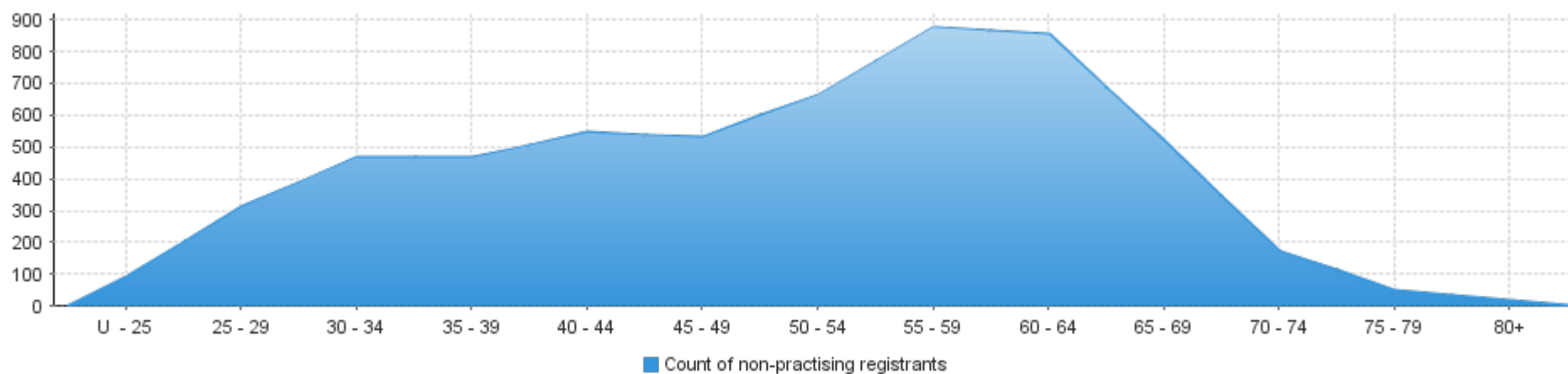




### Nurse and Midwife – non-practising registration by age group

Nurse and Midwife Age group	Nurse		Nurse & Midwife			Midwife	Total	% by Age Group	
	Enrolled Nurse (EN)	Registered Nurse (RN)	Enrolled Nurse & Registered Nurse	Enrolled Nurse (EN)	Registered Nurse (RN)				Enrolled Nurse & Registered Nurse
U - 25	29	57	1		1	1	29	89	1.60%
25 - 29	65	227	4		5	11	65	312	5.61%
30 - 34	64	372	1	1	17	12	64	467	8.40%
35 - 39	62	376			20	9	62	467	8.40%
40 - 44	91	410			38	6	91	545	9.80%
45 - 49	116	363			42	9	116	530	9.53%
50 - 54	164	403	5		89	4	164	665	11.96%
55 - 59	197	561	1		113	5	197	877	15.77%
60 - 64	143	554			152	5	143	854	15.36%
65 - 69	49	356	1		112	2	49	520	9.35%
70 - 74	8	119			43	2	8	172	3.09%
75 - 79		37	1		10		37	48	0.86%
80+		10			5		10	15	0.27%
<b>Total</b>	<b>988</b>	<b>3,845</b>	<b>14</b>	<b>1</b>	<b>647</b>	<b>66</b>	<b>988</b>	<b>5,561</b>	<b>100.00%</b>

### Nurse and Midwife – non-practising registration by age group



## Nurse and Midwife – general registration by gender

Nurse and Midwife			Principal place of practice									Total	
Profession	Gender	Divisions	ACT	NSW	NT	QLD	SA	TAS	VIC	WA	No PPP		
Nurse	Female	Enrolled Nurse (EN)	618	11,834	332	10,727	7,066	1,309	18,185	4,946	76	55,093	
		Registered Nurse (RN)	3,848	65,892	2,686	45,064	18,913	5,653	58,447	25,090	7,879	233,472	
		Enrolled Nurse & Registered Nurse	48	910	55	977	526	45	1,764	434	27	4,786	
	Female Nurse Total		4,514	78,636	3,073	56,768	26,505	7,007	78,396	30,470	7,982	293,351	
	Male	Enrolled Nurse (EN)	61	1,510	70	1,169	701	132	1,788	350	18	5,799	
		Registered Nurse (RN)	540	9,940	494	5,780	2,590	797	7,177	2,732	1,267	31,317	
		Enrolled Nurse & Registered Nurse	8	178	5	151	92	3	301	47		785	
	Male Nurse Total		609	11,628	569	7,100	3,383	932	9,266	3,129	1,285	37,901	
	Nurse Total			5,123	90,264	3,642	63,868	29,888	7,939	87,662	33,599	9,267	331,252
Nurse & Midwife	Female	Enrolled Nurse (EN) & Midwife	4	4		12	2		38			60	
		Registered Nurse (RN) & Midwife	550	8,610	506	5,897	2,103	631	7,694	2,926	302	29,219	
		Enrolled Nurse & Registered Nurse & Midwife	1	9	2	2	2		33	9		58	
	Female Nurse & Midwife Total		555	8,623	508	5,911	2,107	631	7,765	2,935	302	29,337	
	Male	Enrolled Nurse (EN) & Midwife				1							1
		Registered Nurse (RN) & Midwife	13	187	26	107	49	16	82	46	9	535	
		Enrolled Nurse & Registered Nurse & Midwife		1									1
Male Nurse & Midwife Total		13	188	26	108	49	16	82	46	9	537		
Nurse & Midwife Total			568	8,811	534	6,019	2,156	647	7,847	2,981	311	29,874	
Midwife	Female		100	787	58	645	482	20	1,050	344	114	3,600	
	Male		1	5	1	2	1	1	3		2	16	
Midwife Total			101	792	59	647	483	21	1,053	344	116	3,616	
<b>Grand Total</b>			<b>5,792</b>	<b>99,867</b>	<b>4,235</b>	<b>70,534</b>	<b>32,527</b>	<b>8,607</b>	<b>96,562</b>	<b>36,924</b>	<b>9,694</b>	<b>364,742</b>	

### Nurse and Midwife – total general registration by gender

General	Principal place of practice									Total
	ACT	NSW	NT	QLD	SA	TAS	VIC	WA	No PPP	
Female	5,169	88,046	3,639	63,324	29,094	7,658	87,211	33,749	8,398	326,288
Male	623	11,821	596	7,210	3,433	949	9,351	3,175	1,296	38,454

### Nurse and Midwife – general registration by gender percentages

General	Principal place of practice									Total
	ACT	NSW	NT	QLD	SA	TAS	VIC	WA	No PPP	
Female	89.24%	88.16%	85.93%	89.78%	89.45%	88.97%	90.32%	91.40%	86.63%	89.50%
Male	10.76%	11.84%	14.07%	10.22%	10.55%	11.03%	9.68%	8.60%	13.37%	10.50%

## Nurse and Midwife – non-practising registration by gender

Nurse and Midwife			Principal place of practice									Total
Profession	Gender	Divisions	ACT	NSW	NT	QLD	SA	TAS	VIC	WA	No PPP	
Nurse	Female	Enrolled Nurse (EN)	14	313	7	159	114	18	221	76	7	929
		Registered Nurse (RN)	46	1,407	28	490	257	85	595	290	302	3,500
		Enrolled Nurse & Registered Nurse		4		2	2		2	1	1	12
		<b>Female Nurse Total</b>	<b>60</b>	<b>1,724</b>	<b>35</b>	<b>651</b>	<b>373</b>	<b>103</b>	<b>818</b>	<b>367</b>	<b>310</b>	<b>4,441</b>
	Male	Enrolled Nurse (EN)	1	26		6	6	2	15	1	2	59
		Registered Nurse (RN)	9	146	2	38	37	9	55	21	28	345
		Enrolled Nurse & Registered Nurse				1	1					2
		<b>Male Nurse Total</b>	<b>10</b>	<b>172</b>	<b>2</b>	<b>45</b>	<b>44</b>	<b>11</b>	<b>70</b>	<b>22</b>	<b>30</b>	<b>406</b>
	<b>Nurse Total</b>		<b>70</b>	<b>1,896</b>	<b>37</b>	<b>696</b>	<b>417</b>	<b>114</b>	<b>888</b>	<b>389</b>	<b>340</b>	<b>4,847</b>
	Nurse & Midwife	Female	Enrolled Nurse (EN) & Midwife							1		
Registered Nurse (RN) & Midwife			15	330	3	82	37	8	92	42	28	637
Enrolled Nurse & Registered Nurse & Midwife												
<b>Female Nurse &amp; Midwife Total</b>		<b>15</b>	<b>330</b>	<b>3</b>	<b>82</b>	<b>37</b>	<b>8</b>	<b>93</b>	<b>42</b>	<b>28</b>	<b>638</b>	
Male		Enrolled Nurse (EN) & Midwife										
		Registered Nurse (RN) & Midwife		7		1		1			1	10
	Enrolled Nurse & Registered Nurse & Midwife											
<b>Male Nurse &amp; Midwife Total</b>		<b>7</b>		<b>1</b>		<b>1</b>				<b>1</b>	<b>10</b>	
<b>Nurse &amp; Midwife Total</b>		<b>15</b>	<b>337</b>	<b>3</b>	<b>83</b>	<b>37</b>	<b>9</b>	<b>93</b>	<b>42</b>	<b>29</b>	<b>648</b>	
Midwife	Female		17		9	9	1	18	5	7	66	
	Male											
<b>Midwife Total</b>			<b>17</b>		<b>9</b>	<b>9</b>	<b>1</b>	<b>18</b>	<b>5</b>	<b>7</b>	<b>66</b>	
<b>Grand Total</b>			<b>85</b>	<b>2,250</b>	<b>40</b>	<b>788</b>	<b>463</b>	<b>124</b>	<b>999</b>	<b>436</b>	<b>376</b>	<b>5,561</b>

### Nurse and Midwife – total non-practising totals by gender

General	Principal place of practice									Total
	ACT	NSW	NT	QLD	SA	TAS	VIC	WA	No PPP	
Female	75	2,071	38	742	419	112	929	414	345	5,145
Male	10	179	2	46	44	12	70	22	31	416

### Nurse and Midwife – non-practising registration by gender percentages

General	Principal place of practice									Total
	ACT	NSW	NT	QLD	SA	TAS	VIC	WA	No PPP <sup>2</sup>	
Female	88.24%	92.04%	95.00%	94.16%	90.50%	90.32%	92.99%	94.95%	91.76%	89.50%
Male	11.76%	7.96%	5.00%	5.84%	9.50%	9.68%	7.01%	5.05%	8.24%	10.50%

<sup>2</sup> Note that No principal place of practice (PPP) will include nurses and midwives with an overseas address.