

# Nursing and Midwifery Board of Australia

## Registrant data

---

Reporting period: 1 July 2018 – 30 September 2018



## Table of contents

Introduction .....	3
Introduction .....	3
Principal place of practice.....	4
<b>Registration type.....</b>	<b>4</b>
<b>General Registration.....</b>	<b>6</b>
<b>Non-practising Registration.....</b>	<b>7</b>
<b>Provisional Registration.....</b>	<b>8</b>
<b>Notations.....</b>	<b>9</b>
Age group .....	10
<b>General registration.....</b>	<b>10</b>
<b>Non-practising registration.....</b>	<b>11</b>
<b>Provisional registration.....</b>	<b>12</b>
Gender .....	13
<b>General Registration.....</b>	<b>13</b>
<b>Non-practising Registration.....</b>	<b>15</b>
<b>Provisional Registration.....</b>	<b>17</b>

## Introduction

This report contains registration information about nurses and midwives registered with the Nursing and Midwifery Board of Australia (NMBA).

The functions of the NMBA are defined under the [National Law](#), and include:

- Registering nurses, midwives and students of nursing and midwifery
- Determining national registration requirements
- Developing professional codes, standards, guidelines and position statements to guide the practice of nurses and midwives
- Managing notifications, investigations and panel hearings
- Overseeing the assessment of internationally qualified nurses and midwives who wish to register in Australia
- Approving national accreditation standards and accredited programs of study leading to registration and endorsement
- Delegating to state and territory boards and committees of the NMBA, and AHPRA staff, the power to determine individual applications for registration and notification of a nurse's or midwife's health, performance and/or conduct, and a student's health or criminal history

*\*Co-regulatory models apply in New South Wales (NSW) and Queensland (QLD). In NSW, notifications are managed separately by the Nursing and Midwifery Council of NSW; the NSW Board of the NMBA only manages registration matters. In QLD, notifications are received by the Office of the Health Ombudsman (OHO), who determines which notifications should be managed by the NMBA.*

The NMBA's functions are supported by the [Australian Health Practitioner Regulation Agency](#) (AHPRA). For information about legislation governing the NMBA and AHPRA, see [AHPRA's Legislation & Publications](#) at [www.ahpra.gov.au/Legislation-and-Publications.aspx](http://www.ahpra.gov.au/Legislation-and-Publications.aspx)

AHPRA has analysed the NMBA's registration data and produced a number of statistical tables<sup>1</sup> about registrants to share with the professions and community. This report is updated on a quarterly basis.

For more information on nursing and midwifery registration, please see the NMBA's website: [www.nursingmidwiferyboard.gov.au/Registration-and-Endorsement.aspx](http://www.nursingmidwiferyboard.gov.au/Registration-and-Endorsement.aspx)

---

<sup>1</sup> Note that the data for dual registration in the tables and diagrams includes where a nurse or a midwife may be non-practising in one category, for example enrolled nurse (non-practising) & registered nurse (practising) or nurse (non-practising) & midwife (practising).

## Principal place of practice

### Registration type

**Table 1.1 Registration type by principal place of practice\***

Profession	Registration type	Divisions	ACT	NSW	NT	QLD	SA	TAS	VIC	WA	No PPP	Total	
Nurse	General	Enrolled Nurse (EN)	680	13,583	414	13,268	7,771	1,582	20,488	5,444	116	<b>63,346</b>	
		Registered Nurse (RN)	4,969	82,300	3,519	57,917	22,044	6,937	72,461	29,436	9,455	<b>289,038</b>	
		EN & RN	72	1,181	57	1,397	690	65	2,534	652	27	<b>6,675</b>	
	<b>Total General Nurse</b>			<b>5,721</b>	<b>97,064</b>	<b>3,990</b>	<b>72,582</b>	<b>30,505</b>	<b>8,584</b>	<b>95,483</b>	<b>35,532</b>	<b>9,598</b>	<b>359,059</b>
	Non-practising	Enrolled Nurse (EN)	17	311	5	181	124	23	252	85	15	<b>1,013</b>	
		Registered Nurse (RN)	74	1,433	22	633	286	99	704	302	462	<b>4,015</b>	
		EN & RN		5		6	2	1	7	1	5	<b>27</b>	
	<b>Total Non-practising Nurse</b>			<b>91</b>	<b>1,749</b>	<b>27</b>	<b>820</b>	<b>412</b>	<b>123</b>	<b>963</b>	<b>388</b>	<b>482</b>	<b>5,055</b>
	Provisional	Enrolled Nurse (EN)	2	6	1	11	5	2	19	5		<b>51</b>	
		Registered Nurse (RN)	4	42		33	20	7	36	25	4	<b>171</b>	
	<b>Total Provisional Nurse</b>			<b>6</b>	<b>48</b>	<b>1</b>	<b>44</b>	<b>25</b>	<b>9</b>	<b>55</b>	<b>30</b>	<b>4</b>	<b>222</b>
	<b>Total Nurse</b>			<b>5,818</b>	<b>98,861</b>	<b>4,018</b>	<b>73,446</b>	<b>30,942</b>	<b>8,716</b>	<b>96,501</b>	<b>35,950</b>	<b>10,084</b>	<b>364,336</b>

**Table 1.1 (continued from page 4)**

Profession	Registration type	Divisions	ACT	NSW	NT	QLD	SA	TAS	VIC	WA	No PPP	Total	
Nurse & Midwife	General	EN & Midwife	1	7	3	25	8		31	2		77	
		RN & Midwife	488	7,338	477	5,472	1,767	599	7,155	2,751	267	26,314	
		EN & RN & Midwife		18	2	4	2	2	27	12		67	
	<b>Total General NMW</b>			<b>489</b>	<b>7,363</b>	<b>482</b>	<b>5,501</b>	<b>1,777</b>	<b>601</b>	<b>7,213</b>	<b>2,765</b>	<b>267</b>	<b>26,458</b>
	Non-practising	EN & Midwife								1			1
		RN & Midwife	15	261		84	39	8	110	38	25		580
	<b>Total Non-practising NMW</b>			<b>15</b>	<b>261</b>	<b>0</b>	<b>84</b>	<b>39</b>	<b>8</b>	<b>111</b>	<b>38</b>	<b>25</b>	<b>581</b>
	Provisional	Registered Nurse (RN)		2		2			1	1			6
	<b>Total Provisional NMW</b>			<b>0</b>	<b>2</b>	<b>0</b>	<b>2</b>	<b>0</b>	<b>0</b>	<b>1</b>	<b>1</b>	<b>0</b>	<b>6</b>
	<b>Total NMW</b>			<b>504</b>	<b>7,626</b>	<b>482</b>	<b>5,587</b>	<b>1,816</b>	<b>609</b>	<b>7,325</b>	<b>2,804</b>	<b>292</b>	<b>27,045</b>
Midwife	General		170	1,165	83	1,056	625	30	1,337	421	181	5,068	
	Non-practising			18	1	6	5		23	7	8	68	
	Provisional			1		1	2		1			5	
<b>Total Midwife</b>			<b>170</b>	<b>1,184</b>	<b>84</b>	<b>1,063</b>	<b>632</b>	<b>30</b>	<b>1,361</b>	<b>428</b>	<b>189</b>	<b>5,141</b>	
<b>Total</b>			<b>6,492</b>	<b>107,671</b>	<b>4,584</b>	<b>80,096</b>	<b>33,390</b>	<b>9,355</b>	<b>105,187</b>	<b>39,182</b>	<b>10,565</b>	<b>396,522</b>	

\* The Nursing and Midwifery Board introduced Provisional Registration for Nurses and Midwives in September 2015.

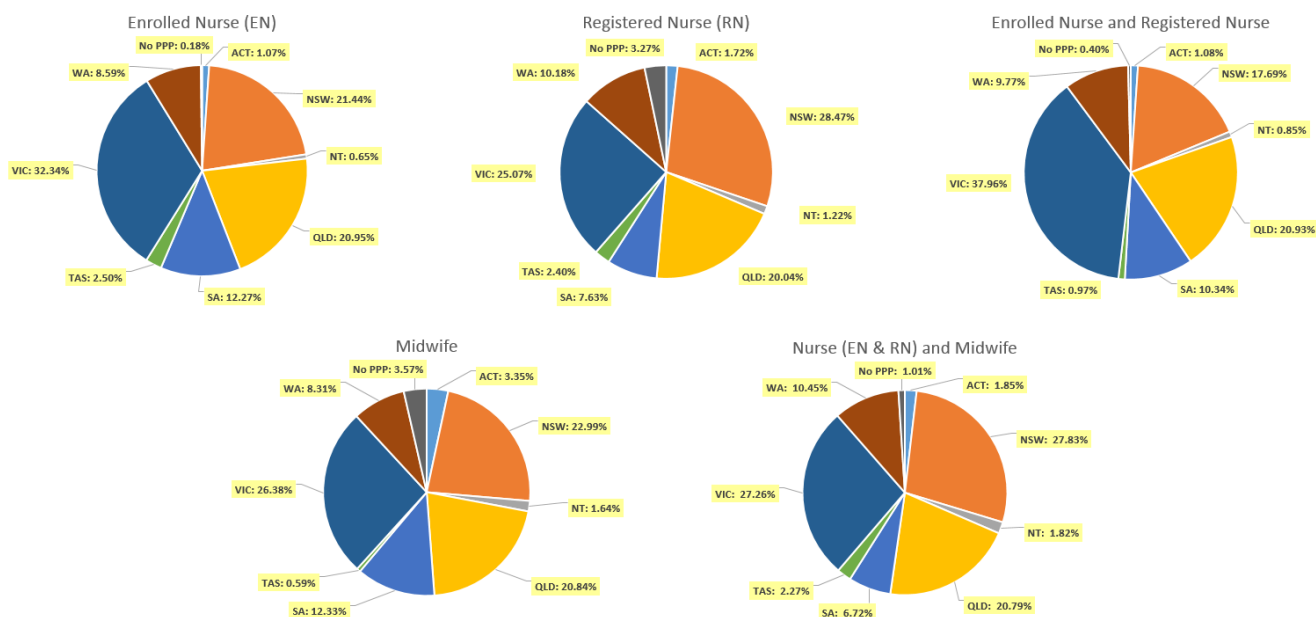
## General Registration

**Table 2.1 Totals for practitioners with general registration as Nurse and/or Midwife**

	ACT	NSW	NT	QLD	SA	TAS	VIC	WA	No PPP	Total
Enrolled Nurse (EN)	680	13,583	414	13,268	7,771	1,582	20,488	5,444	116	<b>63,346</b>
Registered Nurse (RN)	4,969	82,300	3,519	57,917	22,044	6,937	72,461	29,436	9,455	<b>289,038</b>
EN & RN	72	1,181	57	1,397	690	65	2,534	652	27	<b>6,675</b>
Midwife	170	1,165	83	1,056	625	30	1,337	421	181	<b>5,068</b>
Nurse (EN & RN) and Midwife*	489	7,363	482	5,501	1,777	601	7,213	2,765	267	<b>26,458</b>

\* Practitioners with a Nurse and Midwife registration may hold registration as an EN and Midwife, RN and Midwife, or EN and RN and Midwife.

**Table 2.2 Percentage of general registration by principal place of practice**



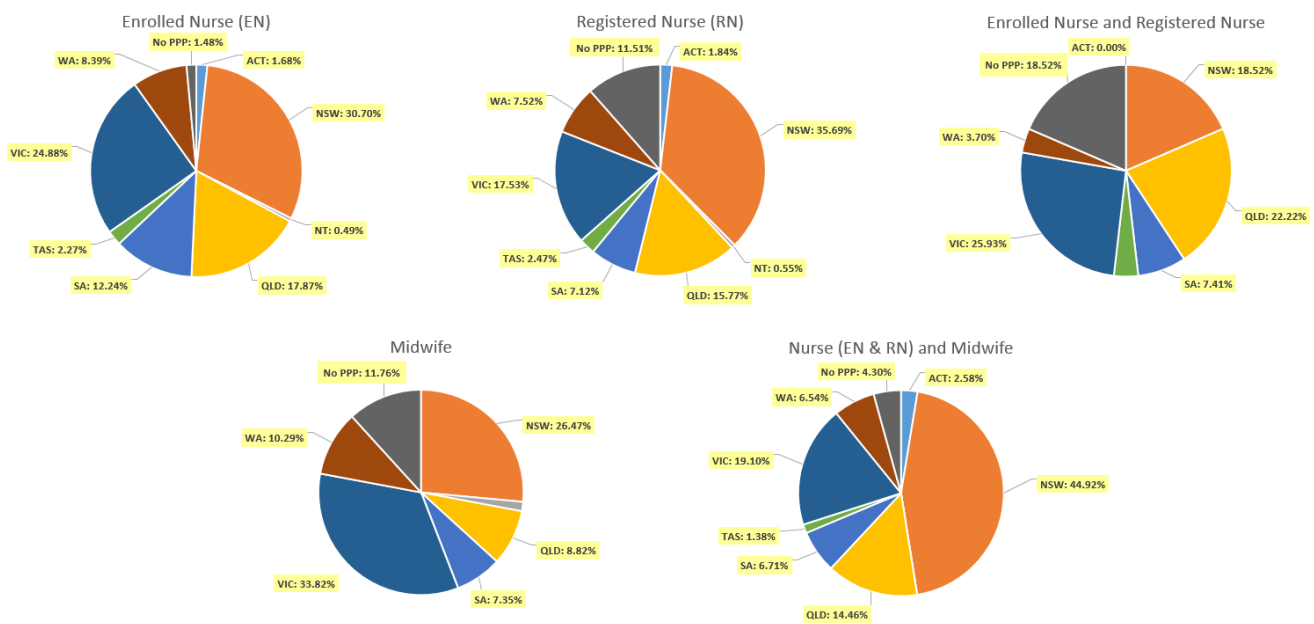
## Non-practising Registration

**Table 3.1 Totals for practitioners with non-practising registration as Nurse and/or Midwife**

Division	ACT	NSW	NT	QLD	SA	TAS	VIC	WA	No PPP	Total
Enrolled Nurse (EN)	17	311	5	181	124	23	252	85	15	<b>1,013</b>
Registered Nurse (RN)	74	1,433	22	633	286	99	704	302	462	<b>4,015</b>
EN & RN		5		6	2	1	7	1	5	<b>27</b>
Midwife		18	1	6	5		23	7	8	<b>68</b>
Nurse (EN & RN) and Midwife*	15	261		84	39	8	111	38	25	<b>581</b>

\* Practitioners with a Nurse and Midwife registration may hold registration as an EN and Midwife, RN and Midwife, or EN and RN and Midwife.

**Table 3.2 Percentage of non-practising registration by principal place of practice**



## Provisional Registration

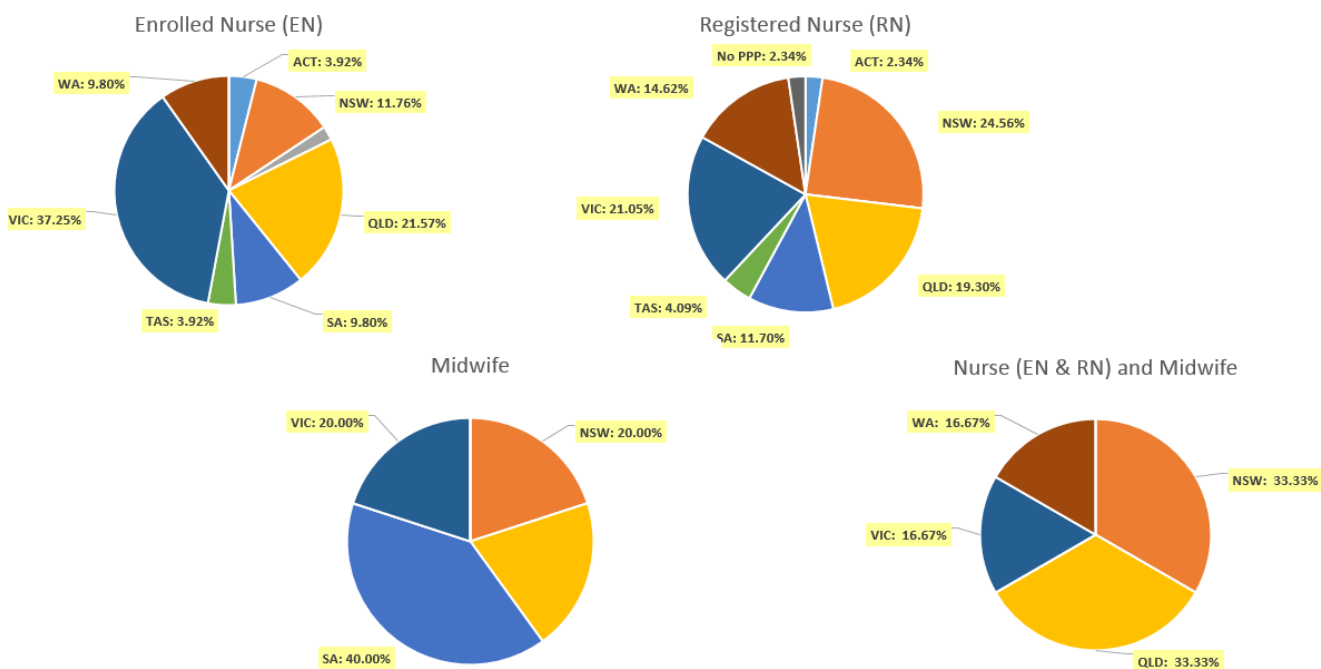
Provisional registration is a registration type used by the NMBA for registered nurses, enrolled nurses and/or midwives who want to return to the register after an absence from practice. Provisional registration enables a registered nurse, enrolled nurse and/or midwife to complete a period of supervised practice or a NMBA-approved re-entry to practice program to be eligible for general registration.

**Table 4.1 Totals for practitioners with provisional registration as Nurse and/or Midwife**

Division	ACT	NSW	NT	QLD	SA	TAS	VIC	WA	No PPP	Total
Enrolled Nurse (EN)	2	6	1	11	5	2	19	5		51
Registered Nurse (RN)	4	42		33	20	7	36	25	4	171
Midwife		1		1	2		1			5
Nurse (EN & RN) and Midwife*		2		2			1	1		6

\* Practitioners with a Nurse and Midwife registration may hold registration as an EN and Midwife, RN and Midwife, or EN and RN and Midwife.

**Table 4.2 Percentage of provisional by principal place of practice**





## Endorsements by Type

The NMBA endorsements for registered nurses are:

- Nurse Practitioner
- Registered Nurse - scheduled medicines (rural and isolated practice)

The NMBA endorsements for midwives are:

- Midwife – scheduled medicines
- Midwife Practitioner – refer [Position-Statement Midwife Practitioners \(7 April 2011\)](#)

**Table 5.1 Registered Nurse and Midwife – Endorsements by principal place of practice**

Profession	Endorsement	ACT	NSW	NT	QLD	SA	TAS	VIC	WA	No PPP	Total
Nurse	Nurse Practitioner	46	401	27	454	138	41	365	250	23	1,745
	Scheduled Medicines - Rural and isolated practice	7	43	26	817	11	8	180	25	9	1,126
Midwife	Scheduled Medicines*	5	66	5	164	44	11	82	74	1	452
	Midwife Practitioner		1								1
<b>Total</b>		58	511	58	1,435	193	60	627	349	33	3,324

\* The above numbers under 'Midwife Scheduled Medicines' reflect those midwives who have met the NMBA Registration standard for endorsement for scheduled medicines for midwives.

## Notations

Registered nurses with a sole qualification in mental health nursing or paediatric nursing or disability nursing - rather than a qualification in general nursing - are identified on the national register with a notation, which states: Solely qualified in the area of Disability Nursing / Mental Health Nursing / Paediatric Nursing.

**Table 6.1 Registered Nurse notations**

Notation	ACT	NSW	NT	QLD	SA	TAS	VIC	WA	No PPP	Total
Disability Nursing		36	2	9	4		12	20	13	96
Mental health nursing	8	263	25	190	210	17	303	1,021	148	2,185
Paediatric Nursing	3	129	2	113	15	2	86	157	60	567
<b>Total</b>	11	428	29	312	229	19	401	1,198	221	2,848

The NMBA also recognises midwives that meet the requirements of the Eligible Midwife registration standard with a notation on their registration.

The notation states:

*Eligible midwife competent to provide pregnancy, labour, birth and post-natal care and qualified to provide the associated services and order diagnostic investigations required for midwifery practice, in accordance with relevant State and Territory legislation.*

**Table 6.2 Midwife notations**

Notation	ACT	NSW	NT	QLD	SA	TAS	VIC	WA	No PPP	Total
Eligible Midwife*							2	1		3

\* The above numbers reflect those midwives with the Eligible midwife notation only. An Eligible midwife, may be qualified to apply for endorsement for scheduled medicines for midwives under section 94 to prescribe Schedule 2, 3, 4 & 8 medicines when they have completed a NMBA-approved program of study and meet the requirements of the NMBA Registration standard for endorsement for scheduled medicines for midwives.

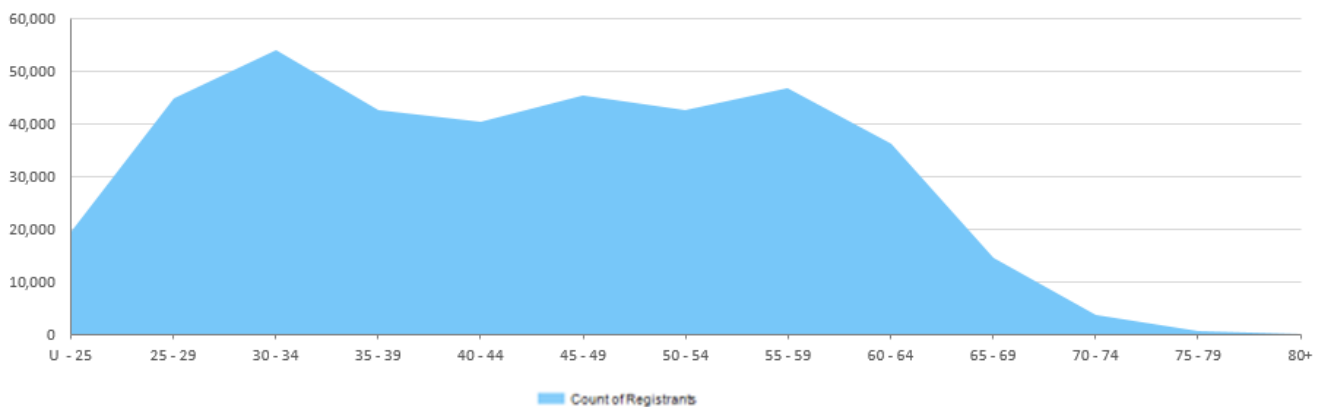
## Age group

### General registration

**Table 7.1** General registration by age group

Age group	Nurse			Nurse & Midwife			Midwife	Total	% age bracket
	EN	RN	EN & RN	EN	RN	EN & RN			
U - 25	5,367	12,810	253	2	460		386	<b>19,278</b>	<b>4.9%</b>
25 - 29	6,302	34,706	1,290	9	1,675	20	915	<b>44,917</b>	<b>11.5%</b>
30 - 34	6,098	43,638	1,414	20	1,975	10	860	<b>54,015</b>	<b>13.8%</b>
35 - 39	5,412	33,646	909	13	1,877	13	726	<b>42,596</b>	<b>10.9%</b>
40 - 44	5,201	31,791	722	10	1,992	6	634	<b>40,356</b>	<b>10.3%</b>
45 - 49	6,768	34,511	732	13	2,738	6	585	<b>45,353</b>	<b>11.6%</b>
50 - 54	8,133	29,787	614	5	3,621	6	411	<b>42,577</b>	<b>10.9%</b>
55 - 59	9,622	30,881	495	4	5,398	4	272	<b>46,676</b>	<b>12.0%</b>
60 - 64	7,325	24,027	188	1	4,370	2	185	<b>36,098</b>	<b>9.2%</b>
65 - 69	2,540	10,105	51		1,726		73	<b>14,495</b>	<b>3.7%</b>
70 - 74	506	2,616	7		394		18	<b>3,541</b>	<b>0.9%</b>
75 - 79	62	432			75		3	<b>572</b>	<b>0.1%</b>
80+	10	88			13			<b>111</b>	<b>&lt;0.1%</b>
<b>Total</b>	<b>63,346</b>	<b>289,038</b>	<b>6,675</b>	<b>77</b>	<b>26,314</b>	<b>67</b>	<b>5,068</b>	<b>390,585</b>	<b>100.0%</b>

**Table 7.2** General registration by age group

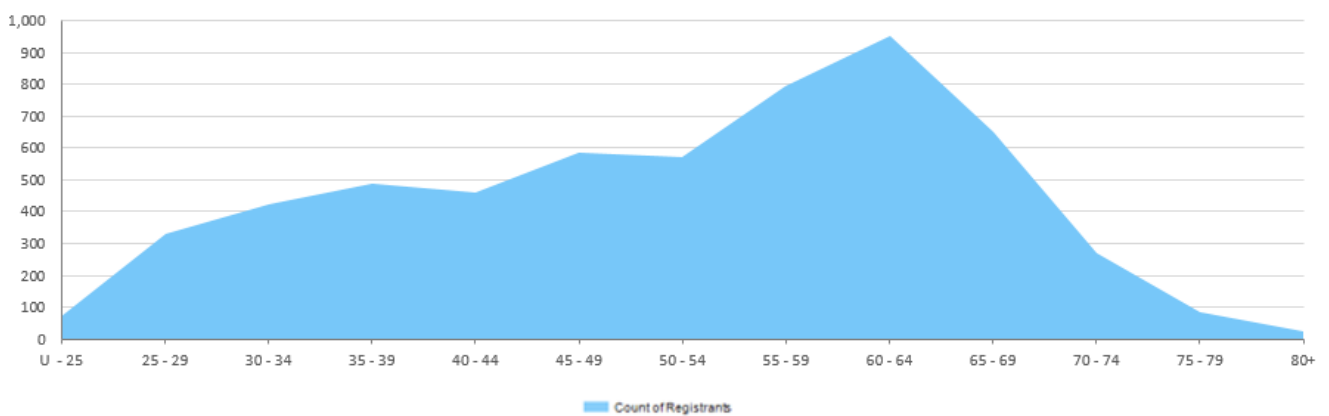


## Non-practising registration

**Table 8.1** Non-practising registration by age group

Age group	Nurse			Nurse & Midwife			Midwife	Total	% age bracket
	EN	RN	EN & RN	EN	RN	EN & RN			
U - 25	30	38					2	70	1.2%
25 - 29	71	240	5		7		8	331	5.8%
30 - 34	64	332	7	1	12		7	423	7.4%
35 - 39	80	380	3		16		10	489	8.6%
40 - 44	64	366	2		20		8	460	8.1%
45 - 49	115	418	2		42		6	583	10.2%
50 - 54	146	382	3		33		9	573	10.0%
55 - 59	197	499	2		88		6	792	13.9%
60 - 64	154	644	2		145		7	952	16.7%
65 - 69	68	444	1		136		3	652	11.4%
70 - 74	19	192			56		2	269	4.7%
75 - 79	5	62			18			85	1.5%
80+		18			7			25	0.4%
<b>Total</b>	<b>1,013</b>	<b>4,015</b>	<b>27</b>	<b>1</b>	<b>580</b>	<b>0</b>	<b>68</b>	<b>5,704</b>	<b>100.0%</b>

**Table 8.2** Non-practising registration by age group



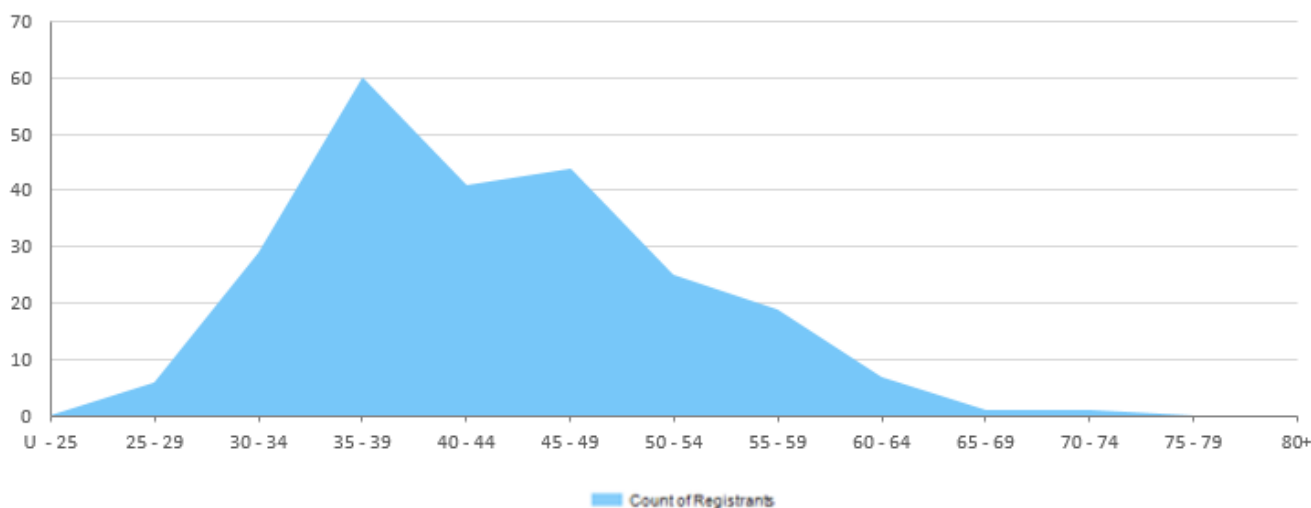
## Provisional registration

Provisional registration is a registration type used by the NMBA for registered nurses, enrolled nurses and/or midwives who want to return to the register after an absence from practice. Provisional registration enables a registered nurse, enrolled nurse and/or midwife to complete a period of supervised practice or a NMBA-approved re-entry to practice program to be eligible for general registration.

**Table 9.1** Provisional registration by age group

Age group	Nurse			Nurse & Midwife			Midwife	Total	% age bracket
	EN	RN	EN & RN	EN	RN	EN & RN			
U - 25								0	0.0%
25 - 29	2	4						6	2.6%
30 - 34	7	21			1			29	12.4%
35 - 39	15	44					1	60	25.8%
40 - 44	7	32			1		1	41	17.6%
45 - 49	8	32			1		3	44	18.9%
50 - 54	5	19			1			25	10.7%
55 - 59	2	16			1			19	8.2%
60 - 64	4	2			1			7	3.0%
65 - 69		1						1	0.4%
70 - 74	1							1	0.4%
75 - 79								0	0.0%
80+								0	0.0%
<b>Total</b>	<b>51</b>	<b>171</b>	<b>0</b>	<b>0</b>	<b>6</b>	<b>0</b>	<b>5</b>	<b>233</b>	<b>100.0%</b>

**Tale 9.2** Provisional registration by age group



## Gender

### General Registration

**Table 10.1 General registration by gender**

Profession	Gender	Divisions	ACT	NSW	NT	QLD	SA	TAS	VIC	WA	No PPP	Total	
Nurse	Female	Enrolled Nurse (EN)	603	12,014	343	11,916	7,028	1,434	18,510	5,009	102	56,959	
		Registered Nurse (RN)	4,302	71,120	2,971	51,175	19,393	6,063	64,096	26,548	7,976	253,644	
		EN & RN	58	1,000	46	1,210	558	61	2,164	594	26	5,717	
	<b>Total female General Nurse</b>			<b>4,963</b>	<b>84,134</b>	<b>3,360</b>	<b>64,301</b>	<b>26,979</b>	<b>7,558</b>	<b>84,770</b>	<b>32,151</b>	<b>8,104</b>	<b>316,320</b>
	Male	Enrolled Nurse (EN)	77	1,569	71	1,352	743	148	1,978	435	14	6,387	
		Registered Nurse (RN)	667	11,178	548	6,741	2,651	874	8,365	2,888	1,479	35,391	
		EN & RN	14	181	11	187	132	4	370	58	1	958	
	<b>Total male General Nurse</b>			<b>758</b>	<b>12,928</b>	<b>630</b>	<b>8,280</b>	<b>3,526</b>	<b>1,026</b>	<b>10,713</b>	<b>3,381</b>	<b>1,494</b>	<b>42,736</b>
	Intersex or Indeterminate	Registered Nurse (RN)		2		1						3	
	<b>Total General Nurse</b>			<b>5,721</b>	<b>97,064</b>	<b>3,990</b>	<b>72,582</b>	<b>30,505</b>	<b>8,584</b>	<b>95,483</b>	<b>35,532</b>	<b>9,598</b>	<b>359,059</b>
Nurse & Midwife*	Female	EN & Midwife	1	7	2	24	8		31	2		75	
		RN & Midwife	480	7,179	448	5,389	1,729	586	7,092	2,709	261	25,873	
		EN & RN & Midwife		17	2	4	2	2	27	12		66	
	<b>Total female General NMW</b>			<b>481</b>	<b>7,203</b>	<b>452</b>	<b>5,417</b>	<b>1,739</b>	<b>588</b>	<b>7,150</b>	<b>2,723</b>	<b>261</b>	<b>26,014</b>
	Male	EN & Midwife			1	1							2
		RN & Midwife	8	159	29	83	38	13	63	42	6	441	
		EN & RN & Midwife		1									1
<b>Total male General NMW</b>			<b>8</b>	<b>160</b>	<b>30</b>	<b>84</b>	<b>38</b>	<b>13</b>	<b>63</b>	<b>42</b>	<b>6</b>	<b>444</b>	
<b>Total General NMW</b>			<b>489</b>	<b>7,363</b>	<b>482</b>	<b>5,501</b>	<b>1,777</b>	<b>601</b>	<b>7,213</b>	<b>2,765</b>	<b>267</b>	<b>26,458</b>	
Midwife	Female		169	1,159	82	1,055	624	29	1,332	420	181	5,051	
	Male		1	6	1	1	1	1	5	1		17	
<b>Total General Midwife</b>			<b>170</b>	<b>1,165</b>	<b>83</b>	<b>1,056</b>	<b>625</b>	<b>30</b>	<b>1,337</b>	<b>421</b>	<b>181</b>	<b>5,068</b>	
<b>Total</b>			<b>6,380</b>	<b>105,592</b>	<b>4,555</b>	<b>79,139</b>	<b>32,907</b>	<b>9,215</b>	<b>104,033</b>	<b>38,718</b>	<b>10,046</b>	<b>390,585</b>	

\* Practitioners with a Nurse and Midwife registration may hold registration as an EN and Midwife, RN and Midwife, or EN and RN and Midwife.

**Table 10.2 Total general registration by gender**

Gender	ACT	NSW	NT	QLD	SA	TAS	VIC	WA	No PPP	Total
Female	5,613	92,496	3,894	70,773	29,342	8,175	93,252	35,294	8,546	<b>347,385</b>
Male	767	13,094	661	8,365	3,565	1,040	10,781	3,424	1,500	<b>43,197</b>
Intersex or Indeterminate		2		1						<b>3</b>

**Table 10.3 Total general registration by gender percentages**

Gender	ACT	NSW	NT	QLD	SA	TAS	VIC	WA	No PPP	Total
Female	88.0%	87.6%	85.5%	89.4%	89.2%	88.7%	89.6%	91.2%	85.1%	<b>88.9%</b>
Male	12.0%	12.4%	14.5%	10.6%	10.8%	11.3%	10.4%	8.8%	14.9%	<b>11.1%</b>
Intersex or Indeterminate		<0.1%		<0.1%						<b>&lt;0.1%</b>

## Non-practising Registration

**Table 11.1 Non-practising registration by gender**

Profession	Gender	Divisions	ACT	NSW	NT	QLD	SA	TAS	VIC	WA	No PPP	Total
Nurse	Female	Enrolled Nurse (EN)	16	284	5	171	119	23	235	82	14	949
		Registered Nurse (RN)	64	1,294	19	572	251	91	638	286	415	3,630
		EN & RN		5		5	2	1	7	1	4	25
	<b>Total Female Non-practising Nurse</b>		<b>80</b>	<b>1,583</b>	<b>24</b>	<b>748</b>	<b>372</b>	<b>115</b>	<b>880</b>	<b>369</b>	<b>433</b>	<b>4,604</b>
	Male	Enrolled Nurse (EN)	1	27		10	5		17	3	1	64
		Registered Nurse (RN)	10	139	3	61	35	8	66	16	47	385
		EN & RN				1					1	2
<b>Total Male Non-practising Nurse</b>		<b>11</b>	<b>166</b>	<b>3</b>	<b>72</b>	<b>40</b>	<b>8</b>	<b>83</b>	<b>19</b>	<b>49</b>	<b>451</b>	
<b>Total Non-practising Nurse</b>			<b>91</b>	<b>1,749</b>	<b>27</b>	<b>820</b>	<b>412</b>	<b>123</b>	<b>963</b>	<b>388</b>	<b>482</b>	<b>5,055</b>
Nurse & Midwife	Female	EN & Midwife							1			1
		RN & Midwife	15	254		82	39	8	110	37	25	570
	<b>Total Female Non-practising NMW</b>		<b>15</b>	<b>254</b>		<b>82</b>	<b>39</b>	<b>8</b>	<b>111</b>	<b>37</b>	<b>25</b>	<b>571</b>
	Male	RN & Midwife		7		2				1		10
	<b>Total Male Non-practising NMW</b>			<b>7</b>		<b>2</b>				<b>1</b>		<b>10</b>
<b>Total Non-practising NMW</b>			<b>15</b>	<b>261</b>		<b>84</b>	<b>39</b>	<b>8</b>	<b>111</b>	<b>38</b>	<b>25</b>	<b>581</b>
Midwife	Female		18	1	6	5		23	7	8	68	
<b>Total Non-practising Midwife</b>				<b>18</b>	<b>1</b>	<b>6</b>	<b>5</b>		<b>23</b>	<b>7</b>	<b>8</b>	<b>68</b>
<b>Total</b>			<b>106</b>	<b>2,028</b>	<b>28</b>	<b>910</b>	<b>456</b>	<b>131</b>	<b>1,097</b>	<b>433</b>	<b>515</b>	<b>5,704</b>

**Table 11.2 Total non-practising registration by gender**

Gender	ACT	NSW	NT	QLD	SA	TAS	VIC	WA	No PPP	Total
Female	95	1,855	25	836	416	123	1,014	413	466	<b>5,243</b>
Male	11	173	3	74	40	8	83	20	49	<b>461</b>

**Table 11.3 Total non-practising registration by gender percentages**

Gender	ACT	NSW	NT	QLD	SA	TAS	VIC	WA	No PPP	Total
Female	89.6%	91.5%	89.3%	91.9%	91.2%	93.9%	92.4%	95.4%	90.5%	<b>91.9%</b>
Male	10.4%	8.5%	10.7%	8.1%	8.8%	6.1%	7.6%	4.6%	9.5%	<b>8.1%</b>



## Provisional Registration

Provisional registration is a registration type used by the NMBA for registered nurses, enrolled nurses and/or midwives who want to return to the register after an absence from practice. Provisional registration enables a registered nurse, enrolled nurse and/or midwife to complete a period of supervised practice or a NMBA-approved re-entry to practice program to be eligible for general registration.

**Table 12.1 Provisional registration by gender**

Profession	Gender	Divisions	ACT	NSW	NT	QLD	SA	TAS	VIC	WA	No PPP	Total	
Nurse	Female	Enrolled Nurse (EN)	2	6	1	11	5	2	18	5		50	
		Registered Nurse (RN)	4	37		30	19	6	33	21	3	153	
	<b>Total Female Provisional Nurse</b>		<b>6</b>	<b>43</b>	<b>1</b>	<b>41</b>	<b>24</b>	<b>8</b>	<b>51</b>	<b>26</b>	<b>3</b>	<b>203</b>	
	Male	Enrolled Nurse (EN)							1				1
		Registered Nurse (RN)		5		3	1	1	3	4	1		18
	<b>Total Male Provisional Nurse</b>			<b>5</b>		<b>3</b>	<b>1</b>	<b>1</b>	<b>4</b>	<b>4</b>	<b>1</b>		<b>19</b>
<b>Total Provisional Nurse</b>			<b>6</b>	<b>48</b>	<b>1</b>	<b>44</b>	<b>25</b>	<b>9</b>	<b>55</b>	<b>30</b>	<b>4</b>	<b>222</b>	
Nurse & Midwife	Female	RN & Midwife		2		2			1	1		6	
	<b>Total Female Provisional NMW</b>			<b>2</b>		<b>2</b>			<b>1</b>	<b>1</b>		<b>6</b>	
<b>Total Provisional NMW</b>				<b>2</b>		<b>2</b>			<b>1</b>	<b>1</b>		<b>6</b>	
Midwife	Female			1		1	2		1			5	
<b>Total Provisional Midwife</b>				<b>1</b>		<b>1</b>	<b>2</b>		<b>1</b>			<b>5</b>	
<b>Total</b>			<b>6</b>	<b>51</b>	<b>1</b>	<b>47</b>	<b>27</b>	<b>9</b>	<b>57</b>	<b>31</b>	<b>4</b>	<b>233</b>	

**Table 12.2 Provisional registration by gender**

Gender	ACT	NSW	NT	QLD	SA	TAS	VIC	WA	No PPP	Total
Female	6	46	1	44	26	8	53	27	3	<b>214</b>
Male		5		3	1	1	4	4	1	<b>19</b>

**Table 12.3 Provisional registration by gender percentages**

Gender	ACT	NSW	NT	QLD	SA	TAS	VIC	WA	No PPP	Total
Female	100.0%	90.2%	100.0%	93.6%	96.3%	88.9%	93.0%	87.1%	75.0%	<b>91.8%</b>
Male	0.0%	9.8%	0.0%	6.4%	3.7%	11.1%	7.0%	12.9%	25.0%	<b>8.2%</b>