

Nursing and Midwifery Board of Australia

Registrant data

Reporting period: 1 October 2018 – 31 December 2018



Table of contents

Introduction	3
Principal place of practice	4
Registration type	4
General Registration	6
Non-practising Registration	7
Provisional Registration	8
Notations	10
Age group	11
General registration	11
Non-practising registration	12
Provisional registration	13
Gender	14
General Registration	14
Non-practising Registration	16
Provisional Registration	18

Introduction

This report contains registration information about nurses and midwives registered with the Nursing and Midwifery Board of Australia (NMBA).

The functions of the NMBA are defined under the [National Law](#), and include:

- Registering nurses, midwives and students of nursing and midwifery
- Determining national registration requirements
- Developing professional codes, standards, guidelines and position statements to guide the practice of nurses and midwives
- Managing notifications, investigations and panel hearings
- Overseeing the assessment of internationally qualified nurses and midwives who wish to register in Australia
- Approving national accreditation standards and accredited programs of study leading to registration and endorsement
- Delegating to state and territory boards and committees of the NMBA, and AHPRA staff, the power to determine individual applications for registration and notification of a nurse's or midwife's health, performance and/or conduct, and a student's health or criminal history

**Co-regulatory models apply in New South Wales (NSW) and Queensland (QLD). In NSW, notifications are managed separately by the Nursing and Midwifery Council of NSW; the NSW Board of the NMBA only manages registration matters. In QLD, notifications are received by the Office of the Health Ombudsman (OHO), who determines which notifications should be managed by the NMBA.*

The NMBA's functions are supported by the [Australian Health Practitioner Regulation Agency](#) (AHPRA). For information about legislation governing the NMBA and AHPRA, see [AHPRA's Legislation & Publications](#) at www.ahpra.gov.au/Legislation-and-Publications.aspx

AHPRA has analysed the NMBA's registration data and produced a number of statistical tables¹ about registrants to share with the professions and community. This report is updated on a quarterly basis.

For more information on nursing and midwifery registration, please see the NMBA's website: www.nursingmidwiferyboard.gov.au/Registration-and-Endorsement.aspx

¹ Note that the data for dual registration in the tables and diagrams includes where a nurse or a midwife may be non-practising in one category, for example enrolled nurse (non-practising) & registered nurse (practising) or nurse (non-practising) & midwife (practising).

Principal place of practice

Registration type

Table 1.1 Registration type by principal place of practice*

Profession	Registration type	Divisions	ACT	NSW	NT	QLD	SA	TAS	VIC	WA	No PPP	Total	
Nurse	General	Enrolled Nurse (EN)	679	13,573	416	13,141	7,768	1,580	20,343	5,457	124	63,081	
		Registered Nurse (RN)	5,028	83,694	3,539	59,156	22,366	7,048	73,770	29,741	10,048	294,390	
		EN & RN	84	1,399	57	1,680	806	79	2,901	719	26	7,751	
	Total General Nurse			5,791	98,666	4,012	73,977	30,940	8,707	97,014	35,917	10,198	365,222
	Non-practising	Enrolled Nurse (EN)	17	321	5	180	127	23	253	86	15	1,027	
		Registered Nurse (RN)	76	1,472	21	638	289	103	715	309	460	4,083	
		EN & RN		5		6	3	1	7	1	5	28	
	Total Non-practising Nurse			93	1,798	26	824	419	127	975	396	480	5,138
	Provisional	Enrolled Nurse (EN)	2	6	1	11	3	1	18	4		46	
		Registered Nurse (RN)	3	45		36	21	4	40	27	4	180	
		EN & RN							1			1	
	Total Provisional Nurse			5	51	1	47	24	5	59	31	4	227
	Total Nurse			5,889	100,515	4,039	74,848	31,383	8,839	98,048	36,344	10,682	370,587

Table 1.1 (continued from page 4)

Profession	Registration type	Divisions	ACT	NSW	NT	QLD	SA	TAS	VIC	WA	No PPP	Total	
Nurse & Midwife	General	EN & Midwife	1	10	3	27	10		31	2		84	
		RN & Midwife	489	7,343	478	5,515	1,774	604	7,212	2,750	273	26,438	
		EN & RN & Midwife		18	2	4	2	2	27	12		67	
	Total General NMW			490	7,371	483	5,546	1,786	606	7,270	2,764	273	26,589
	Non-practising	EN & Midwife								1			1
		RN & Midwife	16	264		83	40	8	111	39	26		587
	Total Non-practising NMW			16	264		83	40	8	112	39	26	588
	Provisional	Registered Nurse (RN)		2		1	1		1	1			6
	Total Provisional NMW				2		1	1		1	1		6
	Total NMW			506	7,637	483	5,630	1,827	614	7,383	2,804	299	27,183
Midwife	General		170	1,209	84	1,125	640	31	1,358	436	190	5,243	
	Non-practising			16	1	7	5		23	8	7	67	
	Provisional			1		2	1					4	
Total Midwife			170	1,226	85	1,134	646	31	1,381	444	197	5,314	
Total			6,565	109,378	4,607	81,612	33,856	9,484	106,812	39,592	11,178	403,084	

* The Nursing and Midwifery Board introduced Provisional Registration for Nurses and Midwives in September 2015.

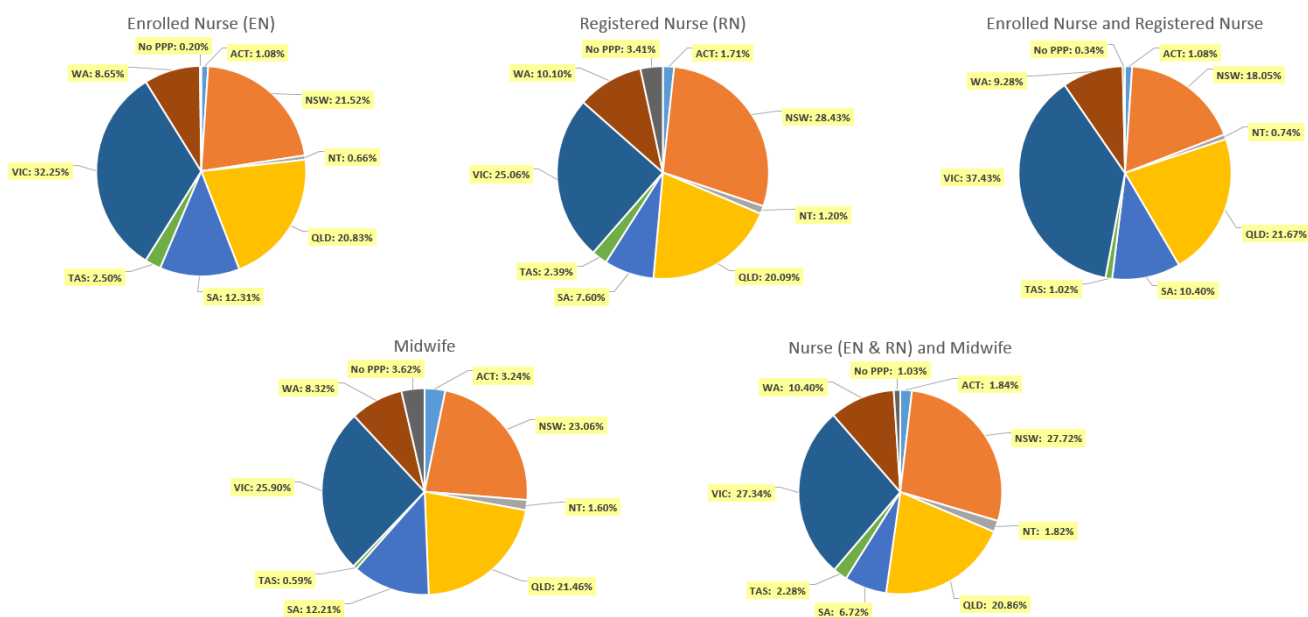
General Registration

Table 2.1 Totals for practitioners with general registration as Nurse and/or Midwife

	ACT	NSW	NT	QLD	SA	TAS	VIC	WA	No PPP	Total
Enrolled Nurse (EN)	679	13,573	416	13,141	7,768	1,580	20,343	5,457	124	63,081
Registered Nurse (RN)	5,028	83,694	3,539	59,156	22,366	7,048	73,770	29,741	10,048	294,390
EN & RN	84	1,399	57	1,680	806	79	2,901	719	26	7,751
Midwife	170	1,209	84	1,125	640	31	1,358	436	190	5,243
Nurse (EN & RN) and Midwife*	490	7,371	483	5,546	1,786	606	7,270	2,764	273	26,589

* Practitioners with a Nurse and Midwife registration may hold registration as an EN and Midwife, RN and Midwife, or EN and RN and Midwife.

Table 2.2 Percentage of general registration by principal place of practice



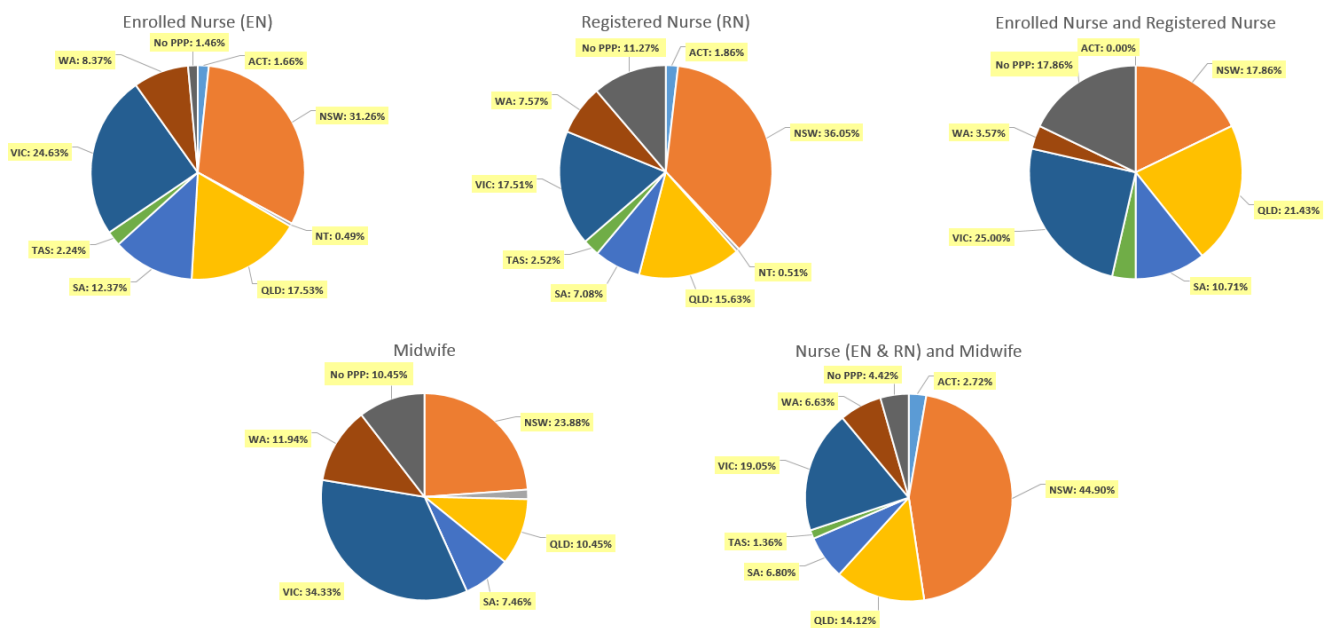
Non-practising Registration

Table 3.1 Totals for practitioners with non-practising registration as Nurse and/or Midwife

Division	ACT	NSW	NT	QLD	SA	TAS	VIC	WA	No PPP	Total
Enrolled Nurse (EN)	17	321	5	180	127	23	253	86	15	1,027
Registered Nurse (RN)	76	1,472	21	638	289	103	715	309	460	4,083
EN & RN		5		6	3	1	7	1	5	28
Midwife		16	1	7	5		23	8	7	67
Nurse (EN & RN) and Midwife*	16	264		83	40	8	112	39	26	588

* Practitioners with a Nurse and Midwife registration may hold registration as an EN and Midwife, RN and Midwife, or EN and RN and Midwife.

Table 3.2 Percentage of non-practising registration by principal place of practice



Provisional Registration

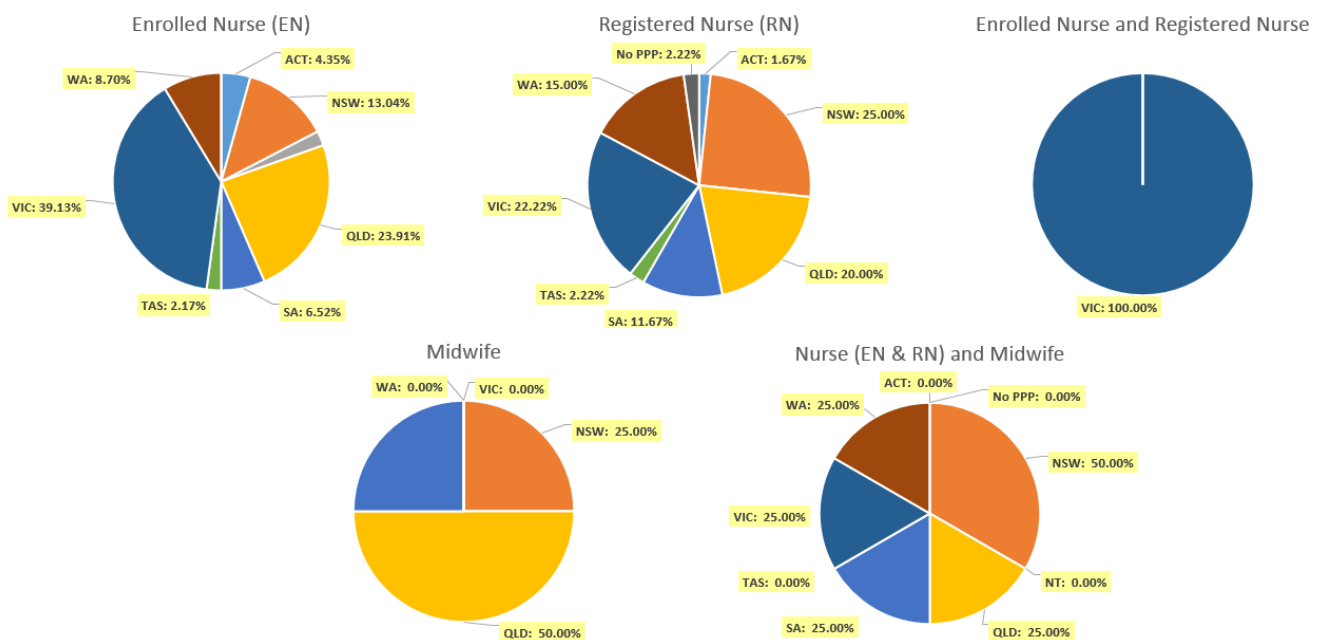
Provisional registration is a registration type used by the NMBA for registered nurses, enrolled nurses and/or midwives who want to return to the register after an absence from practice. Provisional registration enables a registered nurse, enrolled nurse and/or midwife to complete a period of supervised practice or a NMBA-approved re-entry to practice program to be eligible for general registration.

Table 4.1 Totals for practitioners with provisional registration as Nurse and/or Midwife

Division	ACT	NSW	NT	QLD	SA	TAS	VIC	WA	No PPP	Total
Enrolled Nurse (EN)	2	6	1	11	3	1	18	4		46
Registered Nurse (RN)	3	45		36	21	4	40	27	4	180
EN & RN							1			1
Midwife		1		2	1					4
Nurse (EN & RN) and Midwife*		2		1	1		1	1		6

* Practitioners with a Nurse and Midwife registration may hold registration as an EN and Midwife, RN and Midwife, or EN and RN and Midwife.

Table 4.2 Percentage of provisional by principal place of practice



Endorsements by Type

The NMBA endorsements for registered nurses are:

- Nurse Practitioner
- Registered Nurse - scheduled medicines (rural and isolated practice)

The NMBA endorsements for midwives are:

- Midwife – scheduled medicines
- Midwife Practitioner – refer [Position-Statement Midwife Practitioners \(7 April 2011\)](#)

Table 5.1 Registered Nurse and Midwife – Endorsements by principal place of practice

Profession	Endorsement	ACT	NSW	NT	QLD	SA	TAS	VIC	WA	No PPP	Total
Nurse	Nurse Practitioner	45	410	28	461	143	42	379	248	28	1,784
	Scheduled Medicines - Rural and isolated practice	7	42	26	818	11	8	181	25	10	1,128
Midwife	Midwife Practitioner		1								1
	Scheduled Medicines*	6	71	5	184	45	12	88	77	1	489
Total		58	524	59	1,463	199	62	648	350	39	3,402

* The above numbers under 'Midwife Scheduled Medicines' reflect those midwives who have met the NMBA Registration standard for endorsement for scheduled medicines for midwives.

Notations

Registered nurses with a sole qualification in mental health nursing or paediatric nursing or disability nursing - rather than a qualification in general nursing - are identified on the national register with a notation, which states: Solely qualified in the area of Disability Nursing / Mental Health Nursing / Paediatric Nursing.

Table 6.1 Registered Nurse notations

Notation	ACT	NSW	NT	QLD	SA	TAS	VIC	WA	No PPP	Total
Disability Nursing		38	2	10	4		13	21	13	101
Mental health nursing	8	268	25	199	211	17	310	1,021	155	2,214
Paediatric Nursing	3	131	2	115	16	2	86	158	66	579
Total	11	437	29	324	231	19	409	1,200	234	2,894

Midwife notations

Note: All midwives who held the Eligible Midwife notation either now hold the Midwife Scheduled Medicines endorsement or have determined they no longer require the Eligible Midwife notation.

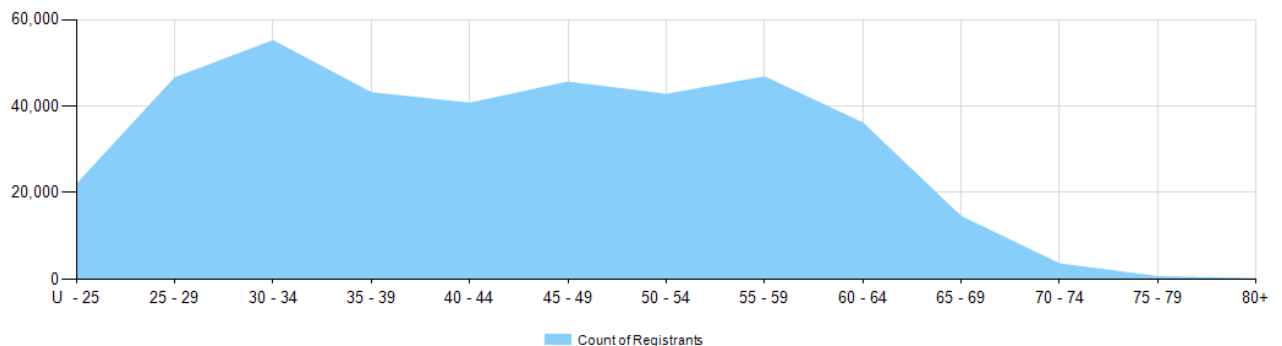
Age group

General registration

Table 7.1 General registration by age group

Age group	Nurse			Nurse & Midwife			Midwife	Total	% age bracket
	EN	RN	EN & RN	EN	RN	EN & RN			
U - 25	5,441	14,990	474	2	529		450	21,886	5.5%
25 - 29	6,208	36,091	1,545	10	1,704	20	938	46,516	11.7%
30 - 34	6,051	44,585	1,583	20	1,987	10	887	55,123	13.9%
35 - 39	5,365	34,018	1,034	18	1,884	13	760	43,092	10.9%
40 - 44	5,155	32,014	834	11	1,992	6	648	40,660	10.2%
45 - 49	6,709	34,644	834	13	2,742	6	593	45,541	11.5%
50 - 54	8,117	29,867	669	5	3,627	6	415	42,706	10.8%
55 - 59	9,608	30,919	523	4	5,399	4	274	46,731	11.8%
60 - 64	7,317	24,023	195	1	4,368	2	185	36,091	9.1%
65 - 69	2,533	10,103	52		1,723		72	14,483	3.6%
70 - 74	506	2,616	7		394		18	3,541	0.9%
75 - 79	61	432	1		76		3	573	0.1%
80+	10	88			13			111	< 0.1%
Total	63,081	294,390	7,751	84	26,438	67	5,243	397,054	100.0%

Table 7.2 General registration by age group

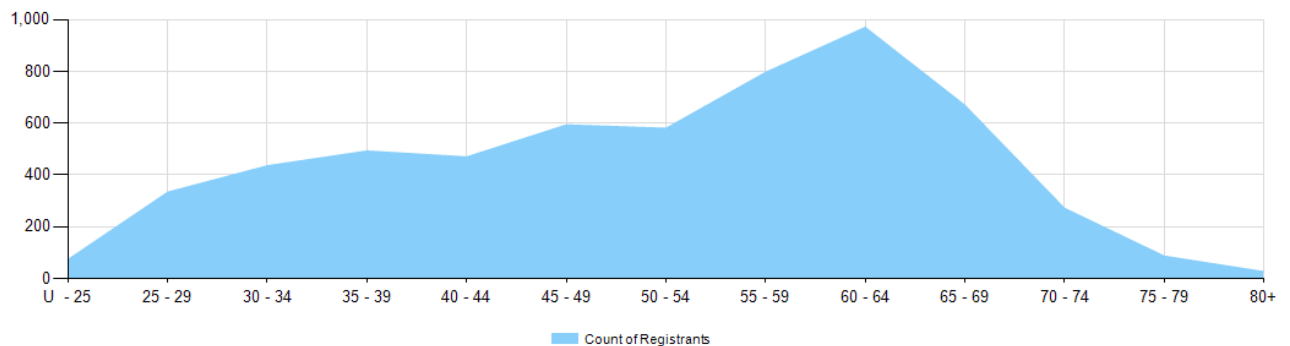


Non-practising registration

Table 8.1 Non-practising registration by age group

Age group	Nurse			Nurse & Midwife			Total	% age bracket
	EN	RN	EN & RN	EN	RN	Midwife		
U - 25	32	39				2	73	1.3%
25 - 29	71	241	5		7	9	333	5.7%
30 - 34	67	340	7	1	13	7	435	7.5%
35 - 39	81	382	3		16	10	492	8.5%
40 - 44	64	374	3		20	8	469	8.1%
45 - 49	118	424	2		43	6	593	10.2%
50 - 54	146	391	3		32	8	580	10.0%
55 - 59	197	503	2		88	6	796	13.7%
60 - 64	157	656	2		148	7	970	16.7%
65 - 69	70	456	1		140	2	669	11.5%
70 - 74	19	194			56	2	271	4.7%
75 - 79	5	64			17		86	1.5%
80+		19			7		26	0.4%
Total	1,027	4,083	28	1	587	67	5,793	100.0%

Table 8.2 Non-practising registration by age group



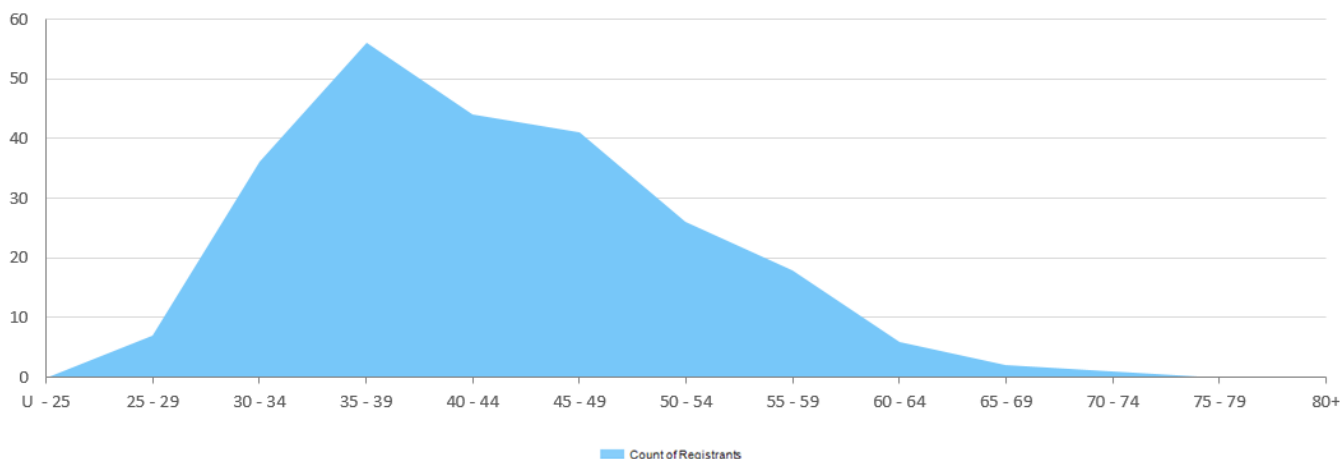
Provisional registration

Provisional registration is a registration type used by the NMBA for registered nurses, enrolled nurses and/or midwives who want to return to the register after an absence from practice. Provisional registration enables a registered nurse, enrolled nurse and/or midwife to complete a period of supervised practice or a NMBA-approved re-entry to practice program to be eligible for general registration.

Table 9.1 Provisional registration by age group

Age group	Nurse			Nurse & Midwife			Midwife	Total	% age bracket
	EN	RN	EN & RN	EN	RN	EN & RN			
U - 25									0.0%
25 - 29	2	5						7	3.0%
30 - 34	9	27						36	15.2%
35 - 39	10	44	1		1			56	23.6%
40 - 44	7	35			1		1	44	18.6%
45 - 49	7	30			1		3	41	17.3%
50 - 54	5	20			1			26	11.0%
55 - 59	2	15			1			18	7.6%
60 - 64	3	2			1			6	2.5%
65 - 69		2						2	0.8%
70 - 74	1							1	0.4%
75 - 79									0.0%
80+									0.0%
Total	46	180	1	0	6	0	4	237	100.0%

Tale 9.2 Provisional registration by age group



Gender

General Registration

Table 10.1 General registration by gender

Profession	Gender	Divisions	ACT	NSW	NT	QLD	SA	TAS	VIC	WA	No PPP	Total
Nurse	Female	Enrolled Nurse (EN)	604	11,993	343	11,806	7,022	1,432	18,385	5,023	109	56,717
		Registered Nurse (RN)	4,352	72,350	2,981	52,282	19,663	6,165	65,250	26,821	8,476	258,340
		EN & RN	68	1,192	47	1,464	655	73	2,488	654	25	6,666
	Total female General Nurse		5,024	85,535	3,371	65,552	27,340	7,670	86,123	32,498	8,610	321,723
	Male	Enrolled Nurse (EN)	75	1,580	73	1,335	746	148	1,958	433	15	6,363
		Registered Nurse (RN)	676	11,342	558	6,873	2,703	883	8,520	2,920	1,572	36,047
		EN & RN	16	207	10	216	151	6	413	65	1	1,085
	Total male General Nurse		767	13,129	641	8,424	3,600	1,037	10,891	3,418	1,588	43,495
	Intersex or Indeterminate	Enrolled Nurse (EN)								1		1
		Registered Nurse (RN)		1		1						2
Total Intersex or Indeterminate General Nurse		0	1	0	1	0	0	0	0	1	0	3
Total General Nurse			5,791	98,665	4,012	73,977	30,940	8,707	97,014	35,917	10,198	365,221
Nurse & Midwife*	Female	EN & Midwife	1	10	2	26	10		31	2		82
		RN & Midwife	481	7,183	448	5,432	1,736	591	7,149	2,708	267	25,995
		EN & RN & Midwife		17	2	4	2	2	27	12		66
	Total female General NMW		482	7,210	452	5,462	1,748	593	7,207	2,722	267	26,143
	Male	EN & Midwife			1	1						2
		RN & Midwife	8	160	30	83	38	13	63	42	6	443
		EN & RN & Midwife		1								1
Total male General NMW		8	161	31	84	38	13	63	42	6	446	
Total General NMW			490	7,371	483	5,546	1,786	606	7,270	2,764	273	26,589

Table 10.1 (continued from page 14)

Profession	Gender	Divisions	ACT	NSW	NT	QLD	SA	TAS	VIC	WA	No PPP	Total
Midwife	Female		169	1,203	83	1,124	639	30	1,353	435	190	5,226
	Male		1	6	1	1	1	1	5	1		17
Total General Midwife			170	1,209	84	1,125	640	31	1,358	436	190	5,243
Total			6,451	107,245	4,579	80,648	33,366	9,344	105,642	39,117	10,661	397,053

* Practitioners with a Nurse and Midwife registration may hold registration as an EN and Midwife, RN and Midwife, or EN and RN and Midwife.

Table 10.2 Total general registration by gender

Gender	ACT	NSW	NT	QLD	SA	TAS	VIC	WA	No PPP	Total
Female	5,675	93,948	3,906	72,138	29,727	8,293	94,683	35,655	9,067	353,092
Male	776	13,296	673	8,509	3,639	1,051	10,959	3,461	1,594	43,958
Intersex or Indeterminate		1		1				1		3

Table 10.3 Total general registration by gender percentages

Gender	ACT	NSW	NT	QLD	SA	TAS	VIC	WA	No PPP	Total
Female	88.0%	87.6%	85.3%	89.4%	89.1%	88.8%	89.6%	91.1%	85.0%	88.9%
Male	12.0%	12.4%	14.7%	10.6%	10.9%	11.2%	10.4%	8.8%	15.0%	11.1%
Intersex or Indeterminate		< 0.1%		< 0.1%				< 0.1%		< 0.1%

Non-practising Registration

Table 11.1 Non-practising registration by gender

Profession	Gender	Divisions	ACT	NSW	NT	QLD	SA	TAS	VIC	WA	No PPP	Total
Nurse	Female	Enrolled Nurse (EN)	16	294	5	170	122	23	236	82	14	962
		Registered Nurse (RN)	66	1,329	18	574	254	95	647	292	413	3,688
		EN & RN		5		5	3	1	7	1	4	26
	Total Female Non-practising Nurse		82	1,628	23	749	379	119	890	375	431	4,676
	Male	Enrolled Nurse (EN)	1	27		10	5		17	4	1	65
		Registered Nurse (RN)	10	143	3	64	35	8	68	17	47	395
		EN & RN				1					1	2
	Total Male Non-practising Nurse		11	170	3	75	40	8	85	21	49	462
	Total Non-practising Nurse			93	1,798	26	824	419	127	975	396	480
Nurse & Midwife	Female	EN & Midwife							1			1
		RN & Midwife	16	257		81	40	8	111	38	26	577
	Total Female Non-practising NMW		16	257	0	81	40	8	112	38	26	578
	Male	RN & Midwife		7		2				1		10
	Total Male Non-practising NMW		0	7	0	2	0	0	0	1	0	10
Total Non-practising NMW			16	264	0	83	40	8	112	39	26	588
Midwife	Female		16	1	7	5		23	8	7	67	
Total Non-practising Midwife			0	16	1	7	5	0	23	8	7	67
Total			109	2,078	27	914	464	135	1,110	443	513	5,793

Table 11.2 Total non-practising registration by gender

Gender	ACT	NSW	NT	QLD	SA	TAS	VIC	WA	No PPP	Total
Female	98	1,901	24	837	424	127	1,025	421	464	5,321
Male	11	177	3	77	40	8	85	22	49	472

Table 11.3 Total non-practising registration by gender percentages

Gender	ACT	NSW	NT	QLD	SA	TAS	VIC	WA	No PPP	Total
Female	89.9%	91.5%	88.9%	91.6%	91.4%	94.1%	92.3%	95.0%	90.4%	91.9%
Male	10.1%	8.5%	11.1%	8.4%	8.6%	5.9%	7.7%	5.0%	9.6%	8.1%

Provisional Registration

Provisional registration is a registration type used by the NMBA for registered nurses, enrolled nurses and/or midwives who want to return to the register after an absence from practice. Provisional registration enables a registered nurse, enrolled nurse and/or midwife to complete a period of supervised practice or a NMBA-approved re-entry to practice program to be eligible for general registration.

Table 12.1 Provisional registration by gender

Profession	Gender	Divisions	ACT	NSW	NT	QLD	SA	TAS	VIC	WA	No PPP	Total
Nurse	Female	Enrolled Nurse (EN)	2	6	1	11	3	1	17	4		45
		Registered Nurse (RN)	3	38		33	21	3	36	21	3	158
		EN & RN							1			1
	Total Female Provisional Nurse		5	44	1	44	24	4	54	25	3	204
	Male	Enrolled Nurse (EN)							1			1
		Registered Nurse (RN)		7		3			1	4	6	1
	Total Male Provisional Nurse		0	7	0	3	0	1	5	6	1	23
Total Provisional Nurse			5	51	1	47	24	5	59	31	4	227
Nurse & Midwife	Female	RN & Midwife		2		1	1		1	1		6
	Total Female Provisional NMW		0	2	0	1	1	0	1	1	0	6
Total Provisional NMW			0	2	0	1	1	0	1	1	0	6
Midwife	Female			1		2	1					4
Total Provisional Midwife			0	1	0	2	1	0	0	0	0	4
Total			5	54	1	50	26	5	60	32	4	237

Table 12.2 Provisional registration by gender

Gender	ACT	NSW	NT	QLD	SA	TAS	VIC	WA	No PPP	Total
Female	5	47	1	47	26	4	55	26	3	214
Male		7		3		1	5	6	1	23

Table 12.3 Provisional registration by gender percentages

Gender	ACT	NSW	NT	QLD	SA	TAS	VIC	WA	No PPP	Total
Female	100.0%	87.0%	100.0%	94.0%	100.0%	80.0%	91.7%	81.3%	75.0%	90.3%
Male		13.0%		6.0%		20.0%	8.3%	18.8%	25.0%	9.7%