

# Nursing and Midwifery Board of Australia

## Registrant data

---

Reporting period: 01 April 2019 to 30 June 2019



## Table of contents

Introduction.....	3
Principal place of practice.....	4
<b>Registration type</b> .....	4
<b>General registration</b> .....	6
<b>Non-practising registration</b> .....	7
<b>Provisional registration</b> .....	8
<b>Endorsments</b> .....	9
<b>Notations</b> .....	10
Age group.....	11
<b>General registration</b> .....	11
<b>Non-practising registration</b> .....	12
<b>Provisional registration</b> .....	13
Gender.....	14
<b>General registration</b> .....	14
<b>Non-practising registration</b> .....	16
<b>Provisional registration</b> .....	18

## Introduction

This report contains registration information about nurses and midwives registered with the Nursing and Midwifery Board of Australia (NMBA).

The functions of the NMBA are defined under the [National Law](#), and include:

- Registering nurses, midwives and students of nursing and midwifery
- Determining national registration requirements
- Developing professional codes, standards, guidelines and position statements to guide the practice of nurses and midwives
- Managing notifications, investigations and panel hearings
- Overseeing the assessment of internationally qualified nurses and midwives who wish to register in Australia
- Approving national accreditation standards and accredited programs of study leading to registration and endorsement
- Delegating to state and territory boards and committees of the NMBA, and AHPRA staff, the power to determine individual applications for registration and notification of a nurse's or midwife's health, performance and/or conduct, and a student's health or criminal history

*\*Co-regulatory models apply in New South Wales (NSW) and Queensland (QLD). In NSW, notifications are managed separately by the Nursing and Midwifery Council of NSW; the NSW Board of the NMBA only manages registration matters. In QLD, notifications are received by the Office of the Health Ombudsman (OHO), who determines which notifications should be managed by the NMBA.*

The NMBA's functions are supported by the [Australian Health Practitioner Regulation Agency](#) (AHPRA). For information about legislation governing the NMBA and AHPRA, see [AHPRA's Legislation & Publications](#) at [www.ahpra.gov.au/Legislation-and-Publications.aspx](http://www.ahpra.gov.au/Legislation-and-Publications.aspx)

AHPRA has analysed the NMBA's registration data and produced a number of statistical tables<sup>1</sup> about registrants to share with the professions and community. This report is updated on a quarterly basis.

For more information on nursing and midwifery registration, please see the NMBA's website: [www.nursingmidwiferyboard.gov.au/Registration-and-Endorsement.aspx](http://www.nursingmidwiferyboard.gov.au/Registration-and-Endorsement.aspx)

<sup>1</sup> Note that the data for dual registration in the tables and diagrams includes where a nurse or a midwife may be non-practising in one category, for example enrolled nurse (non-practising) & registered nurse (practising) or nurse (non-practising) & midwife (practising).

## Principal place of practice

### Registration type

Table 1.1 Registration type by principal place of practice\*

Profession	Registration types	Divisions	ACT	NSW	NT	QLD	SA	TAS	VIC	WA	No PPP	Total	
Nurse	General	Enrolled Nurse (EN)	702	13,981	448	13,780	7,983	1,610	20,905	5,690	113	65,212	
		Registered Nurse (RN)	5,225	86,482	3,689	61,106	23,018	7,352	76,261	30,264	10,594	303,991	
		EN & RN	93	1,523	71	1,774	856	82	3,171	754	30	8,354	
	<b>Total General Nurse</b>			<b>6,020</b>	<b>101,986</b>	<b>4,208</b>	<b>76,660</b>	<b>31,857</b>	<b>9,044</b>	<b>100,337</b>	<b>36,708</b>	<b>10,737</b>	<b>377,557</b>
	Non-practising	Enrolled Nurse (EN)	19	345	5	218	139	25	290	98	14	1,153	
		Registered Nurse (RN)	91	1,603	23	739	336	120	823	346	483	4,564	
		EN & RN		5		7	5		8	3	5	33	
	<b>Total Non-practising Nurse</b>			<b>110</b>	<b>1,953</b>	<b>28</b>	<b>964</b>	<b>480</b>	<b>145</b>	<b>1,121</b>	<b>447</b>	<b>502</b>	<b>5,750</b>
	Provisional	Enrolled Nurse (EN)	2	4	1	9	4		10	6		36	
		Registered Nurse (RN)	6	42	1	36	20	3	29	25	3	165	
		EN & RN							1			1	
	<b>Total Provisional Nurse</b>			<b>8</b>	<b>46</b>	<b>2</b>	<b>45</b>	<b>24</b>	<b>3</b>	<b>40</b>	<b>31</b>	<b>3</b>	<b>202</b>
	<b>Total Nurse</b>			<b>6,138</b>	<b>103,985</b>	<b>4,238</b>	<b>77,669</b>	<b>32,361</b>	<b>9,192</b>	<b>101,498</b>	<b>37,186</b>	<b>11,242</b>	<b>383,509</b>

Table 1.1 (continued from page 4)

Profession	Registration types	Divisions	ACT	NSW	NT	QLD	SA	TAS	VIC	WA	No PPP	Total
Nurse and Midwife	General	EN & Midwife	1	14	3	28	11		35	2	1	95
		RN & Midwife	496	7,430	481	5,599	1,788	617	7,409	2,781	296	26,897
		EN & RN & Midwife		21	2	4	2	2	30	13		74
	<b>Total General Nurse and Midwife</b>		<b>497</b>	<b>7,465</b>	<b>486</b>	<b>5,631</b>	<b>1,801</b>	<b>619</b>	<b>7,474</b>	<b>2,796</b>	<b>297</b>	<b>27,066</b>
	Non-practising	EN & Midwife							1			1
		RN & Midwife	17	281		93	52	9	115	41	28	636
	<b>Total Non-practising Nurse and Midwife</b>		<b>17</b>	<b>281</b>		<b>93</b>	<b>52</b>	<b>9</b>	<b>116</b>	<b>41</b>	<b>28</b>	<b>637</b>
	Provisional	RN & Midwife					1		1	2		4
	<b>Total Provisional Nurse and Midwife</b>						<b>1</b>		<b>1</b>	<b>2</b>		<b>4</b>
	<b>Total Nurse and Midwife</b>			<b>514</b>	<b>7,746</b>	<b>486</b>	<b>5,724</b>	<b>1,854</b>	<b>628</b>	<b>7,591</b>	<b>2,839</b>	<b>325</b>
Midwife	General		181	1,318	92	1,213	670	43	1,468	450	211	5,646
	Non-practising		1	17	1	10	7		26	7	8	77
	Provisional			1		1	1		1			4
<b>Total Midwife</b>			<b>182</b>	<b>1,336</b>	<b>93</b>	<b>1,224</b>	<b>678</b>	<b>43</b>	<b>1,495</b>	<b>457</b>	<b>219</b>	<b>5,727</b>
<b>Total</b>			<b>6,834</b>	<b>113,067</b>	<b>4,817</b>	<b>84,617</b>	<b>34,893</b>	<b>9,863</b>	<b>110,584</b>	<b>40,482</b>	<b>11,786</b>	<b>416,943</b>

\* The Nursing and Midwifery Board introduced Provisional Registration for Nurses and Midwives in September 2015.

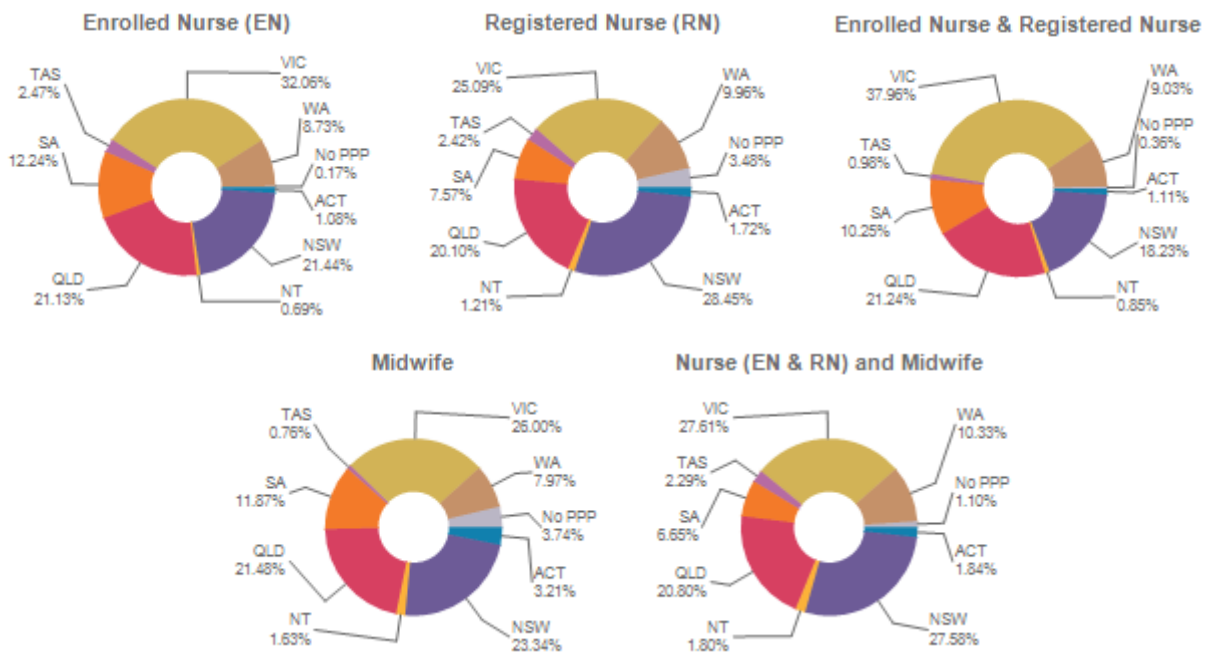
## General registration

**Table 2.1 Totals for practitioners with general registration as Nurse and/or Midwife**

Division	ACT	NSW	NT	QLD	SA	TAS	VIC	WA	No PPP	Total
Enrolled Nurse (EN)	702	13,981	448	13,780	7,983	1,610	20,905	5,690	113	<b>65,212</b>
Registered Nurse (RN)	5,225	86,482	3,689	61,106	23,018	7,352	76,261	30,264	10,594	<b>303,991</b>
EN & RN	93	1,523	71	1,774	856	82	3,171	754	30	<b>8,354</b>
Midwife	181	1,318	92	1,213	670	43	1,468	450	211	<b>5,646</b>
Nurse (EN & RN) and Midwife*	497	7,465	486	5,631	1,801	619	7,474	2,796	297	<b>27,066</b>

\* Practitioners with a Nurse and Midwife registration may hold registration as an EN and Midwife, RN and Midwife, or EN and RN and Midwife.

**Table 2.2 Percentage of general registration by principal place of practice**



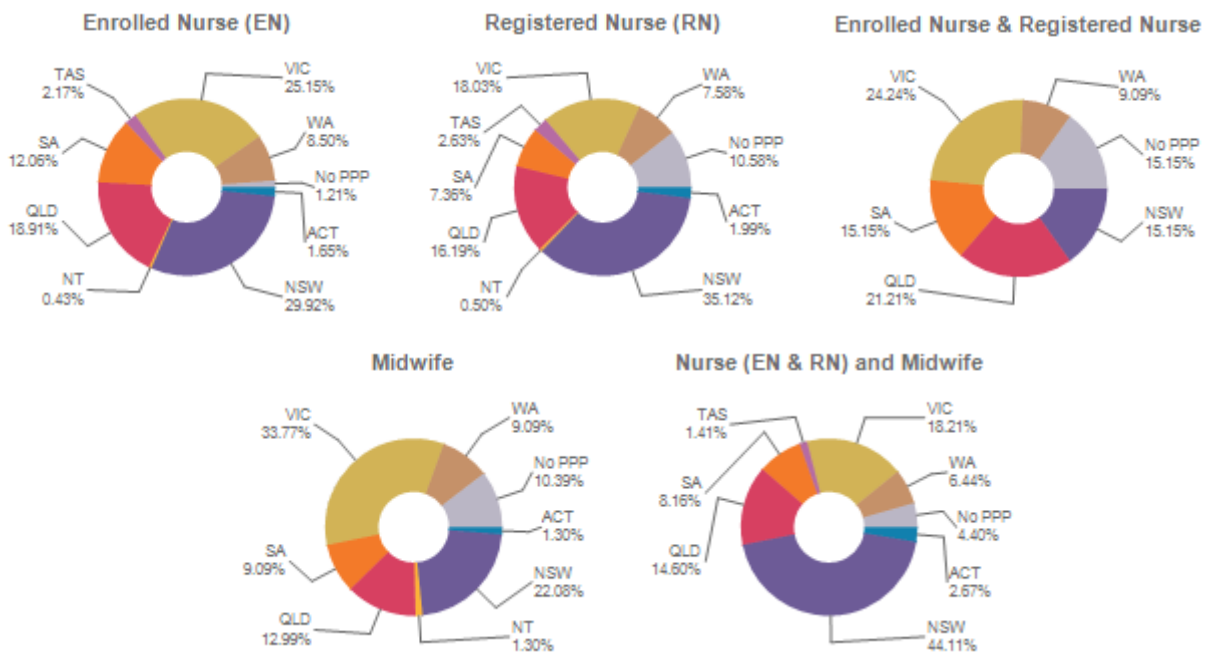
## Non-practising registration

**Table 3.1 Totals for practitioners with non-practising registration as Nurse and/or Midwife**

Division	ACT	NSW	NT	QLD	SA	TAS	VIC	WA	No PPP	Total
Enrolled Nurse (EN)	19	345	5	218	139	25	290	98	14	<b>1,153</b>
Registered Nurse (RN)	91	1,603	23	739	336	120	823	346	483	<b>4,564</b>
EN & RN		5		7	5		8	3	5	<b>33</b>
Midwife	1	17	1	10	7		26	7	8	<b>77</b>
Nurse (EN & RN) and Midwife*	17	281		93	52	9	116	41	28	<b>637</b>

\* Practitioners with a Nurse and Midwife registration may hold registration as an EN and Midwife, RN and Midwife, or EN and RN and Midwife.

**Table 3.2 Percentage of non-practising registration by principal place of practice**



## Provisional registration

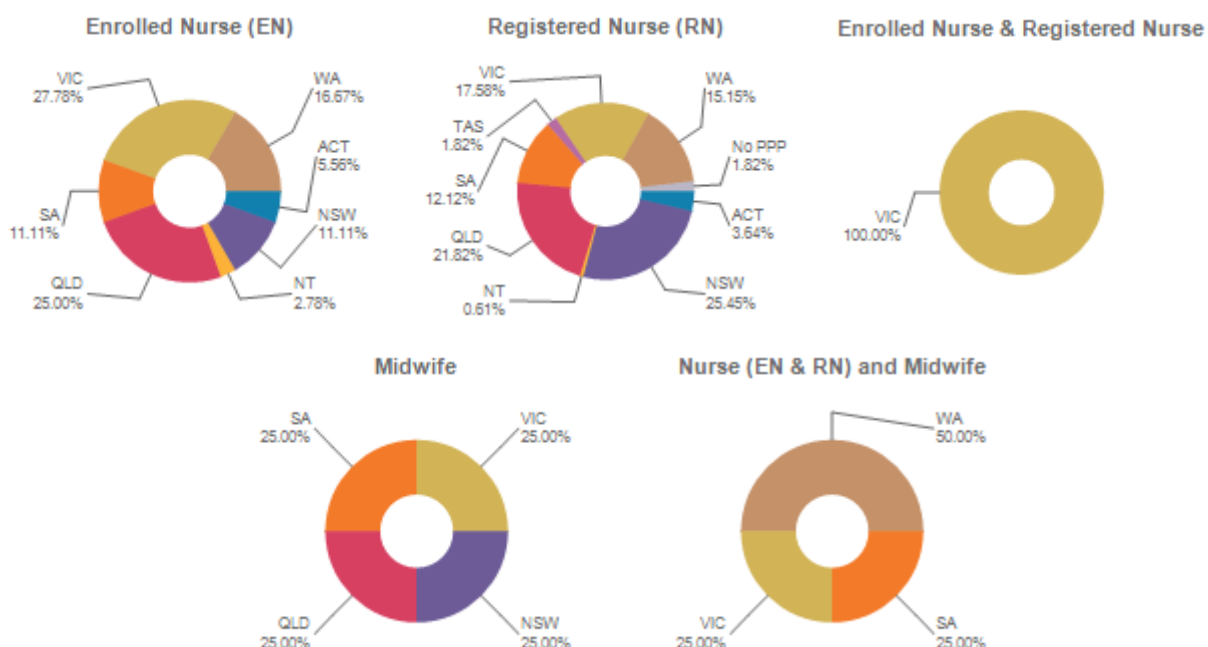
Provisional registration is a registration type used by the NMBA for registered nurses, enrolled nurses and/or midwives who want to return to the register after an absence from practice. Provisional registration enables a registered nurse, enrolled nurse and/or midwife to complete a period of supervised practice or a NMBA-approved re-entry to practice program to be eligible for general registration.

**Table 4.1 Totals for practitioners with provisional registration as Nurse and/or Midwife**

Division	ACT	NSW	NT	QLD	SA	TAS	VIC	WA	No PPP	Total
Enrolled Nurse (EN)	2	4	1	9	4		10	6		36
Registered Nurse (RN)	6	42	1	36	20	3	29	25	3	165
EN & RN							1			1
Midwife		1		1	1		1			4
Nurse (EN & RN) and Midwife*					1		1	2		4

\* Practitioners with a Nurse and Midwife registration may hold registration as an EN and Midwife, RN and Midwife, or EN and RN and Midwife.

**Table 4.2 Percentage of provisional registration by principal place of practice**





## Endorsements by type

The NMBA endorsements for registered nurses are:

- Nurse Practitioner
- Registered Nurse - scheduled medicines (rural and isolated practice)

The NMBA endorsements for midwives are:

- Midwife – scheduled medicines
- Midwife Practitioner – refer [Position-Statement Midwife Practitioners \(7 April 2011\)](#)

**Table 5.1 Registered Nurse and Midwife - Endorsements by principal place of practice**

Profession	Endorsement	ACT	NSW	NT	QLD	SA	TAS	VIC	WA	No PPP	Total
Nurse	Nurse Practitioner	50	424	27	503	156	43	405	248	27	1,883
	Scheduled Medicines - Rural and isolated practice	7	37	23	840	15	10	216	22	14	1,184
Midwife	Midwife practitioner		1								1
	Scheduled Medicines*	8	78	6	195	45	13	94	83	1	523
<b>Total</b>		<b>65</b>	<b>540</b>	<b>56</b>	<b>1,538</b>	<b>216</b>	<b>66</b>	<b>715</b>	<b>353</b>	<b>42</b>	<b>3,591</b>

\* The above numbers under 'Midwife - Scheduled Medicines' reflect those midwives who have met the NMBA Registration standard for endorsement for scheduled medicines for midwives.

## Notations

Registered nurses with a sole qualification in mental health nursing or paediatric nursing or disability nursing - rather than a qualification in general nursing - are identified on the national register with a notation, which states: Solely qualified in the area of Disability Nursing / Mental Health Nursing / Paediatric Nursing.

**Table 6.1 Registered Nurse notations**

Notation	ACT	NSW	NT	QLD	SA	TAS	VIC	WA	No PPP	Total
Disability Nursing		42	2	11	5		21	22	17	<b>120</b>
Mental Health nursing	11	296	23	215	207	16	364	1,020	161	<b>2,313</b>
Paediatric Nursing	2	137	6	120	15	2	87	159	75	<b>603</b>
<b>Total</b>	<b>13</b>	<b>475</b>	<b>31</b>	<b>346</b>	<b>227</b>	<b>18</b>	<b>472</b>	<b>1,201</b>	<b>253</b>	<b>3,036</b>

### Midwife notations

**Note:** All midwives who held the Eligible Midwife notation either now hold the Midwife Scheduled Medicines endorsement or have determined they no longer require the Eligible Midwife notation.

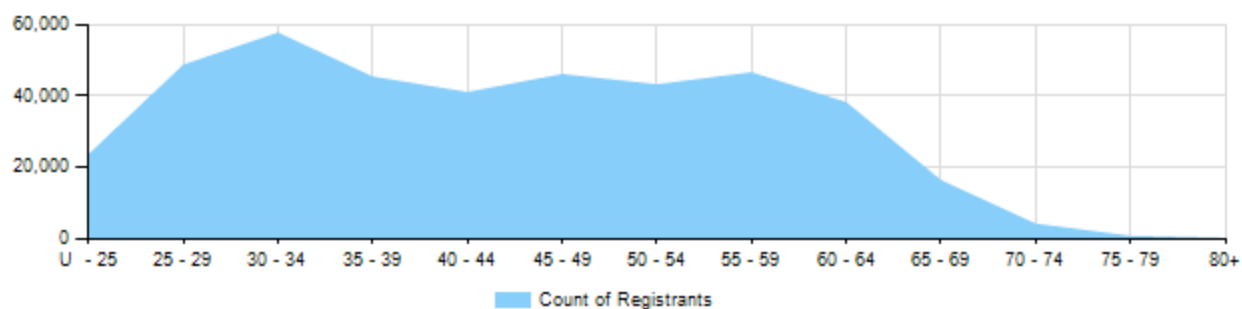
## Age group

### General registration

**Table 7.1 General registration by age group**

Age group	Nurse			Nurse and Midwife			Midwife	Total	% age bracket
	EN	RN	EN & RN	EN	RN	EN & RN			
U - 25	5,843	16,060	491	1	614	1	501	23,511	5.7%
25 - 29	6,637	37,418	1,641	13	1,783	19	1,020	48,531	11.8%
30 - 34	6,308	46,426	1,722	24	2,058	15	954	57,507	14.0%
35 - 39	5,646	35,624	1,149	17	1,921	13	838	45,208	11.0%
40 - 44	5,246	32,101	913	13	1,937	6	677	40,893	10.0%
45 - 49	6,578	35,118	862	16	2,688	7	638	45,907	11.2%
50 - 54	8,064	30,293	727	4	3,520	7	442	43,057	10.5%
55 - 59	9,535	30,772	558	6	5,261	4	274	46,410	11.3%
60 - 64	7,727	25,297	219	1	4,616	1	195	38,056	9.3%
65 - 69	2,947	11,242	61		1,931	1	80	16,262	4.0%
70 - 74	597	3,012	10		455		23	4,097	1.0%
75 - 79	72	523	1		99		4	699	0.2%
80+	12	105			14			131	<0.1%
<b>Total</b>	<b>65,212</b>	<b>303,991</b>	<b>8,354</b>	<b>95</b>	<b>26,897</b>	<b>74</b>	<b>5,646</b>	<b>410,269</b>	<b>100.0%</b>

**Table 7.2 General registration by age group**

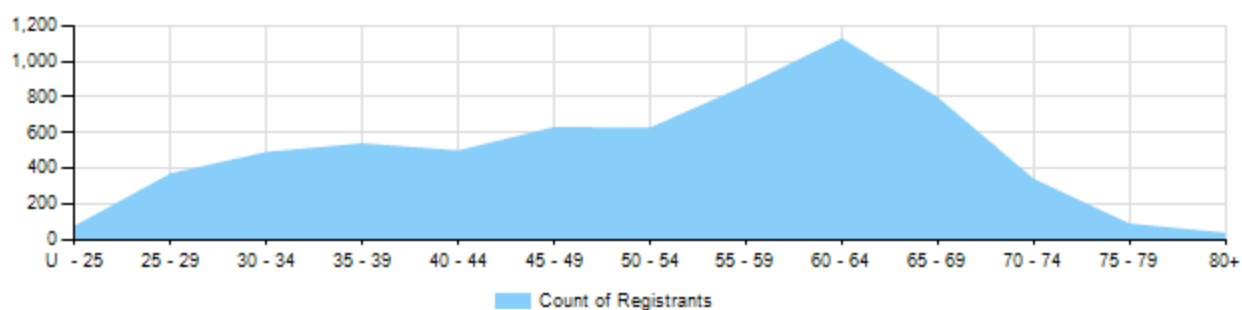


## Non-practising registration

**Table 8.1 Non-practising registration by age group**

Age group	Nurse			Nurse and Midwife			Total	% age bracket
	EN	RN	EN & RN	EN	RN	Midwife		
U - 25	35	41				1	77	1.2%
25 - 29	83	264	4		8	10	369	5.7%
30 - 34	77	377	12	1	11	11	489	7.6%
35 - 39	85	418	3		21	10	537	8.3%
40 - 44	75	393	3		18	8	497	7.7%
45 - 49	126	449	1		45	7	628	9.7%
50 - 54	159	419	3		34	9	624	9.7%
55 - 59	208	553	2		91	7	861	13.3%
60 - 64	185	766	4		161	8	1,124	17.4%
65 - 69	91	544	1		154	4	794	12.3%
70 - 74	24	246			67	2	339	5.2%
75 - 79	5	66			17		88	1.4%
80+		28			9		37	0.6%
<b>Total</b>	<b>1,153</b>	<b>4,564</b>	<b>33</b>	<b>1</b>	<b>636</b>	<b>77</b>	<b>6,464</b>	<b>100.0%</b>

**Table 8.2 Non-practising registration by age group**



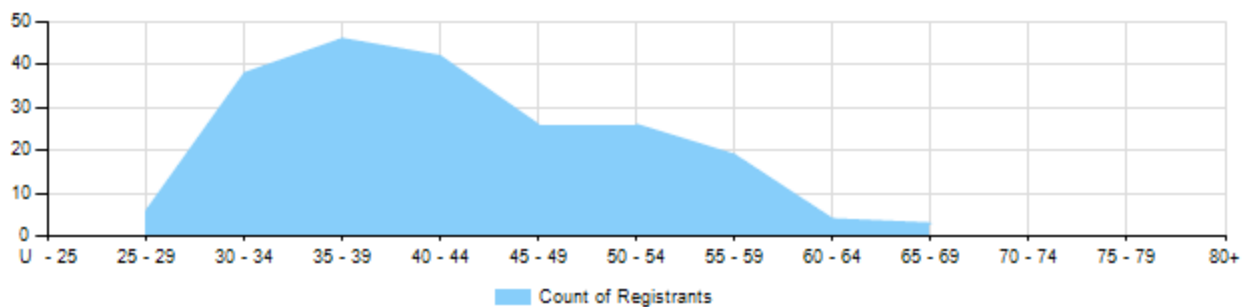
## Provisional registration

Provisional registration is a registration type used by the NMBA for registered nurses, enrolled nurses and/or midwives who want to return to the register after an absence from practice. Provisional registration enables a registered nurse, enrolled nurse and/or midwife to complete a period of supervised practice or a NMBA-approved re-entry to practice program to be eligible for general registration.

**Table 9.1 Provisional registration by age group**

Age group	Nurse			Nurse	Midwife	Total	% age bracket
	EN	RN	EN & RN	RN			
U - 25							0.0%
25 - 29	3	2			1	6	2.9%
30 - 34	10	28				38	18.1%
35 - 39	6	38	1	1		46	21.9%
40 - 44	4	36		1	1	42	20.0%
45 - 49	2	21		1	2	26	12.4%
50 - 54	7	18		1		26	12.4%
55 - 59	2	17				19	9.0%
60 - 64	1	3				4	1.9%
65 - 69	1	2				3	1.4%
70 - 74							0.0%
75 - 79							0.0%
80+							0.0%
<b>Total</b>	<b>36</b>	<b>165</b>	<b>1</b>	<b>4</b>	<b>4</b>	<b>210</b>	<b>100.0%</b>

**Table 9.2 Provisional registration by age group**



## Gender

### General registration

**Table 10.1 General registration by gender**

Profession	Gender	Divisions	ACT	NSW	NT	QLD	SA	TAS	VIC	WA	No PPP	Total	
Nurse	Female	Enrolled Nurse (EN)	618	12,333	373	12,356	7,181	1,462	18,888	5,216	95	<b>58,522</b>	
		Registered Nurse (RN)	4,506	74,709	3,103	53,882	20,217	6,428	67,387	27,282	8,938	<b>266,452</b>	
		EN & RN	74	1,297	63	1,545	699	77	2,720	693	28	<b>7,196</b>	
	<b>Total Female General Nurse</b>		<b>5,198</b>	<b>88,339</b>	<b>3,539</b>	<b>67,783</b>	<b>28,097</b>	<b>7,967</b>	<b>88,995</b>	<b>33,191</b>	<b>9,061</b>	<b>332,170</b>	
	Male	Enrolled Nurse (EN)	84	1,648	75	1,423	802	148	2,017	473	18	<b>6,688</b>	
		Registered Nurse (RN)	719	11,770	586	7,223	2,801	924	8,874	2,982	1,656	<b>37,535</b>	
		EN & RN	19	226	8	229	157	5	451	61	2	<b>1,158</b>	
	<b>Total Male General Nurse</b>		<b>822</b>	<b>13,644</b>	<b>669</b>	<b>8,875</b>	<b>3,760</b>	<b>1,077</b>	<b>11,342</b>	<b>3,516</b>	<b>1,676</b>	<b>45,381</b>	
	<b>Total General Nurse</b>			<b>6,020</b>	<b>101,983</b>	<b>4,208</b>	<b>76,658</b>	<b>31,857</b>	<b>9,044</b>	<b>100,337</b>	<b>36,707</b>	<b>10,737</b>	<b>377,551</b>
	Nurse and Midwife	Female	EN & Midwife	1	14	2	27	11		35	2	1	<b>93</b>
RN & Midwife			487	7,269	450	5,517	1,749	604	7,339	2,741	290	<b>26,446</b>	
EN & RN & Midwife				20	2	4	2	2	30	13		<b>73</b>	
<b>Total Female General Nurse and Midwife</b>		<b>488</b>	<b>7,303</b>	<b>454</b>	<b>5,548</b>	<b>1,762</b>	<b>606</b>	<b>7,404</b>	<b>2,756</b>	<b>291</b>	<b>26,612</b>		
Male		EN & Midwife			1	1						<b>2</b>	
		RN & Midwife	9	161	31	82	39	13	70	40	6	<b>451</b>	
		EN & RN & Midwife		1								<b>1</b>	
<b>Total Male General Nurse and Midwife</b>		<b>9</b>	<b>162</b>	<b>32</b>	<b>83</b>	<b>39</b>	<b>13</b>	<b>70</b>	<b>40</b>	<b>6</b>	<b>454</b>		
<b>Total General Nurse and Midwife</b>			<b>497</b>	<b>7,465</b>	<b>486</b>	<b>5,631</b>	<b>1,801</b>	<b>619</b>	<b>7,474</b>	<b>2,796</b>	<b>297</b>	<b>27,066</b>	

**Table 10.1 (continued from page 14)**

Profession	Gender	Divisions	ACT	NSW	NT	QLD	SA	TAS	VIC	WA	No PPP	Total
Midwife	Female		181	1,312	91	1,212	668	41	1,463	450	211	5,629
	Male			6	1	1	2	2	5			17
<b>Total General Midwife</b>			<b>181</b>	<b>1,318</b>	<b>92</b>	<b>1,213</b>	<b>670</b>	<b>43</b>	<b>1,468</b>	<b>450</b>	<b>211</b>	<b>5,646</b>
<b>Total</b>			<b>6,698</b>	<b>110,766</b>	<b>4,786</b>	<b>83,502</b>	<b>34,328</b>	<b>9,706</b>	<b>109,279</b>	<b>39,953</b>	<b>11,245</b>	<b>410,263</b>

\* Practitioners with a Nurse and Midwife registration may hold registration as an EN and Midwife, RN and Midwife, or EN and RN and Midwife.

**Table 10.2 Total general registration by gender**

Gender	ACT	NSW	NT	QLD	SA	TAS	VIC	WA	No PPP	Total
Female	5,867	96,954	4,084	74,543	30,527	8,614	97,862	36,397	9,563	364,411
Male	831	13,812	702	8,959	3,801	1,092	11,417	3,556	1,682	45,852

**Table 10.3 Total general registration by gender percentages**

Gender	ACT	NSW	NT	QLD	SA	TAS	VIC	WA	No PPP	Total
Female	87.6%	87.5%	85.3%	89.3%	88.9%	88.7%	89.6%	91.1%	85.0%	88.8%
Male	12.4%	12.5%	14.7%	10.7%	11.1%	11.3%	10.4%	8.9%	15.0%	11.2%

## Non-practising registration

**Table 11.1 Non-practising registration by gender**

Profession	Gender	Divisions	ACT	NSW	NT	QLD	SA	TAS	VIC	WA	No PPP	Total	
Nurse	Female	Enrolled Nurse (EN)	18	312	5	204	134	25	272	94	14	1,078	
		Registered Nurse (RN)	79	1,440	20	666	292	109	743	322	430	4,101	
		EN & RN		5		6	4		8	3	4	30	
		<b>Total Female Non-practising Nurse</b>	<b>97</b>	<b>1,757</b>	<b>25</b>	<b>876</b>	<b>430</b>	<b>134</b>	<b>1,023</b>	<b>419</b>	<b>448</b>	<b>5,209</b>	
	Male	Enrolled Nurse (EN)	1	33		14	5		18	4		75	
		Registered Nurse (RN)	12	163	3	73	44	11	80	24	53	463	
		EN & RN				1	1				1	3	
	<b>Total Male Non-practising Nurse</b>	<b>13</b>	<b>196</b>	<b>3</b>	<b>88</b>	<b>50</b>	<b>11</b>	<b>98</b>	<b>28</b>	<b>54</b>	<b>541</b>		
	<b>Total Non-practising Nurse</b>			<b>110</b>	<b>1,953</b>	<b>28</b>	<b>964</b>	<b>480</b>	<b>145</b>	<b>1,121</b>	<b>447</b>	<b>502</b>	<b>5,750</b>
	Nurse and Midwife	Female	EN & Midwife							1			1
RN & Midwife			17	274		91	52	9	115	40	28	626	
<b>Total Female Non-practising Nurse and Midwife</b>			<b>17</b>	<b>274</b>		<b>91</b>	<b>52</b>	<b>9</b>	<b>116</b>	<b>40</b>	<b>28</b>	<b>627</b>	
Male		RN & Midwife		7		2				1		10	
<b>Total Non-practising Nurse and Midwife</b>			<b>17</b>	<b>281</b>		<b>93</b>	<b>52</b>	<b>9</b>	<b>116</b>	<b>41</b>	<b>28</b>	<b>637</b>	
Midwife	Female		1	17	1	10	7		26	7	8	77	
<b>Total Non-practising Midwife</b>			<b>1</b>	<b>17</b>	<b>1</b>	<b>10</b>	<b>7</b>		<b>26</b>	<b>7</b>	<b>8</b>	<b>77</b>	
<b>Total</b>			<b>128</b>	<b>2,251</b>	<b>29</b>	<b>1,067</b>	<b>539</b>	<b>154</b>	<b>1,263</b>	<b>495</b>	<b>538</b>	<b>6,464</b>	



**Table 11.2 Total non-practising registration by gender**

Gender	ACT	NSW	NT	QLD	SA	TAS	VIC	WA	No PPP	Total
Female	115	2,048	26	977	489	143	1,165	466	484	<b>5,913</b>
Male	13	203	3	90	50	11	98	29	54	<b>551</b>

**Table 11.3 Total non-practising registration by gender percentages**

Gender	ACT	NSW	NT	QLD	SA	TAS	VIC	WA	No PPP	Total
Female	89.8%	91.0%	89.7%	91.6%	90.7%	92.9%	92.2%	94.1%	90.0%	<b>91.5%</b>
Male	10.2%	9.0%	10.3%	8.4%	9.3%	7.1%	7.8%	5.9%	10.0%	<b>8.5%</b>

## Provisional Registration

Provisional registration is a registration type used by the NMBA for registered nurses, enrolled nurses and/or midwives who want to return to the register after an absence from practice. Provisional registration enables a registered nurse, enrolled nurse and/or midwife to complete a period of supervised practice or a NMBA-approved re-entry to practice program to be eligible for general registration.

**Table 12.1 Provisional registration by gender**

Profession	Gender	Divisions	ACT	NSW	NT	QLD	SA	TAS	VIC	WA	No PPP	Total	
Nurse	Female	Enrolled Nurse (EN)	2	3	1	9	4		10	6		35	
		Registered Nurse (RN)	6	37	1	32	18	2	27	21	3	147	
		EN & RN							1			1	
	<b>Total Female Provisional Nurse</b>		<b>8</b>	<b>40</b>	<b>2</b>	<b>41</b>	<b>22</b>	<b>2</b>	<b>38</b>	<b>27</b>	<b>3</b>	<b>183</b>	
	Male	Enrolled Nurse (EN)		1									1
		Registered Nurse (RN)		5		4	2	1	2	4			18
	<b>Total Male Provisional Nurse</b>			<b>6</b>		<b>4</b>	<b>2</b>	<b>1</b>	<b>2</b>	<b>4</b>			<b>19</b>
<b>Total Provisional Nurse</b>			<b>8</b>	<b>46</b>	<b>2</b>	<b>45</b>	<b>24</b>	<b>3</b>	<b>40</b>	<b>31</b>	<b>3</b>	<b>202</b>	
Nurse and Midwife	Female	RN & Midwife					1		1	2		4	
<b>Total Provisional Nurse and Midwife</b>							<b>1</b>		<b>1</b>	<b>2</b>		<b>4</b>	
Midwife	Female			1		1	1		1			4	
<b>Total Provisional Midwife</b>				<b>1</b>		<b>1</b>	<b>1</b>		<b>1</b>			<b>4</b>	
<b>Total</b>			<b>8</b>	<b>47</b>	<b>2</b>	<b>46</b>	<b>26</b>	<b>3</b>	<b>42</b>	<b>33</b>	<b>3</b>	<b>210</b>	

**Table 12.2 Total provisional registration by gender**

Gender	ACT	NSW	NT	QLD	SA	TAS	VIC	WA	No PPP	Total
Female	8	41	2	42	24	2	40	29	3	<b>191</b>
Male		6		4	2	1	2	4		<b>19</b>

**Table 12.3 Total provisional registration by gender percentages**

Gender	ACT	NSW	NT	QLD	SA	TAS	VIC	WA	No PPP	Total
Female	100.0%	87.2%	100.0%	91.3%	92.3%	66.7%	95.2%	87.9%	100.0%	<b>91.0%</b>
Male		12.8%		8.7%	7.7%	33.3%	4.8%	12.1%		<b>9.0%</b>