

Nursing and Midwifery Board of Australia

Registrant data

Reporting period: 01 July 2019 to 30 September 2019



Table of contents

Introduction.....	3
Principal place of practice.....	4
Registration type	4
General registration	6
Non-practising registration	7
Provisional registration	8
Endorsments	9
Notations	10
Age group.....	11
General registration	11
Non-practising registration	12
Provisional registration	13
Gender.....	14
General registration	14
Non-practising registration	16
Provisional registration	18

Introduction

This report contains registration information about nurses and midwives registered with the Nursing and Midwifery Board of Australia (NMBA).

The functions of the NMBA are defined under the [National Law](#), and include:

- Registering nurses, midwives and students of nursing and midwifery
- Determining national registration requirements
- Developing professional codes, standards, guidelines and position statements to guide the practice of nurses and midwives
- Managing notifications, investigations and panel hearings
- Overseeing the assessment of internationally qualified nurses and midwives who wish to register in Australia
- Approving national accreditation standards and accredited programs of study leading to registration and endorsement
- Delegating to state and territory boards and committees of the NMBA, and AHPRA staff, the power to determine individual applications for registration and notification of a nurse's or midwife's health, performance and/or conduct, and a student's health or criminal history

**Co-regulatory models apply in New South Wales (NSW) and Queensland (QLD). In NSW, notifications are managed separately by the Nursing and Midwifery Council of NSW; the NSW Board of the NMBA only manages registration matters. In QLD, notifications are received by the Office of the Health Ombudsman (OHO), who determines which notifications should be managed by the NMBA.*

The NMBA's functions are supported by the [Australian Health Practitioner Regulation Agency](#) (AHPRA). For information about legislation governing the NMBA and AHPRA, see [AHPRA's Legislation & Publications](#) at www.ahpra.gov.au/Legislation-and-Publications.aspx

AHPRA has analysed the NMBA's registration data and produced a number of statistical tables¹ about registrants to share with the professions and community. This report is updated on a quarterly basis.

For more information on nursing and midwifery registration, please see the NMBA's website:

www.nursingmidwiferyboard.gov.au/Registration-and-Endorsement.aspx

¹ Note that the data for dual registration in the tables and diagrams includes where a nurse or a midwife may be non-practising in one category, for example enrolled nurse (non-practising) & registered nurse (practising) or nurse (non-practising) & midwife (practising).

Principal place of practice

Registration type

Table 1.1 Registration type by principal place of practice*

Profession	Registration types	Divisions	ACT	NSW	NT	QLD	SA	TAS	VIC	WA	No PPP	Total	
Nurse	General	Enrolled Nurse (EN)	700	13,652	429	13,430	7,777	1,608	20,457	5,563	92	63,708	
		Registered Nurse (RN)	5,226	85,253	3,700	60,813	22,774	7,238	75,708	30,161	10,196	301,069	
		EN & RN	81	1,243	59	1,519	720	71	2,704	697	31	7,125	
	Total General Nurse			6,007	100,148	4,188	75,762	31,271	8,917	98,869	36,421	10,319	371,902
	Non-practising	Enrolled Nurse (EN)	19	297	5	185	118	23	248	87	13	995	
		Registered Nurse (RN)	75	1,420	19	640	285	103	707	318	441	4,008	
		EN & RN		5		5	5		9	3	4	31	
	Total Non-practising Nurse			94	1,722	24	830	408	126	964	408	458	5,034
	Provisional	Enrolled Nurse (EN)	1	5	1	12	7	1	10	8		45	
		Registered Nurse (RN)	6	43	2	36	17	5	34	22	3	168	
		EN & RN							1			1	
	Total Provisional Nurse			7	48	3	48	24	6	45	30	3	214
	Total Nurse			6,108	101,918	4,215	76,640	31,703	9,049	99,878	36,859	10,780	377,150

Table 1.1 (continued from page 4)

Profession	Registration types	Divisions	ACT	NSW	NT	QLD	SA	TAS	VIC	WA	No PPP	Total	
Nurse and Midwife	General	EN & Midwife	1	13	3	26	11		31	3		88	
		RN & Midwife	479	7,122	462	5,425	1,680	592	7,143	2,722	264	25,889	
		EN & RN & Midwife		23	1	4	2	2	24	14		70	
	Total General Nurse and Midwife			480	7,158	466	5,455	1,693	594	7,198	2,739	264	26,047
	Non-practising	EN & Midwife								1			1
		RN & Midwife	16	236	1	77	35	8	88	30	26		517
	Total Non-practising Nurse and Midwife			16	236	1	77	35	8	89	30	26	518
	Provisional	RN & Midwife								2	2		4
	Total Provisional Nurse and Midwife			0	0	0	0	0	0	2	2	0	4
	Non-practising and Provisional	RN & Midwife								1			1
Total Non-practising and Provisional Nurse and Midwife			0	0	0	0	0	0	1	0	0	1	
Total Nurse and Midwife			496	7,394	467	5,532	1,728	602	7,290	2,771	290	26,570	
Midwife	General		179	1,304	93	1,203	656	46	1,477	443	182	5,583	
	Non-practising		1	13	1	9	6		20	6	9	65	
	Provisional					1			2			3	
Total Midwife			180	1,317	94	1,213	662	46	1,499	449	191	5,651	
Total			6,784	110,629	4,776	83,385	34,093	9,697	108,667	40,079	11,261	409,371	

* The Nursing and Midwifery Board introduced Provisional Registration for Nurses and Midwives in September 2015.

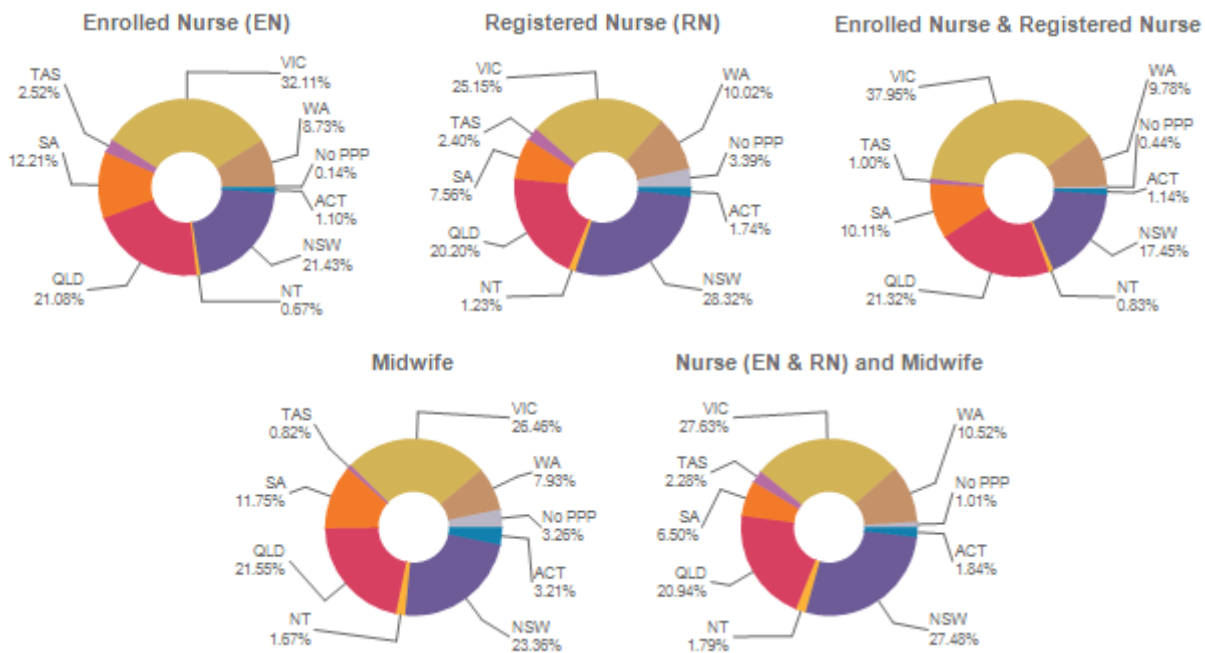
General registration

Table 2.1 Totals for practitioners with general registration as Nurse and/or Midwife

Division	ACT	NSW	NT	QLD	SA	TAS	VIC	WA	No PPP	Total
Enrolled Nurse (EN)	700	13,652	429	13,430	7,777	1,608	20,457	5,563	92	63,708
Registered Nurse (RN)	5,226	85,253	3,700	60,813	22,774	7,238	75,708	30,161	10,196	301,069
EN & RN	81	1,243	59	1,519	720	71	2,704	697	31	7,125
Midwife	179	1,304	93	1,203	656	46	1,477	443	182	5,583
Nurse (EN & RN) and Midwife*	480	7,158	466	5,455	1,693	594	7,198	2,739	264	26,047

* Practitioners with a Nurse and Midwife registration may hold registration as an EN and Midwife, RN and Midwife, or EN and RN and Midwife.

Table 2.2 Percentage of general registration by principal place of practice



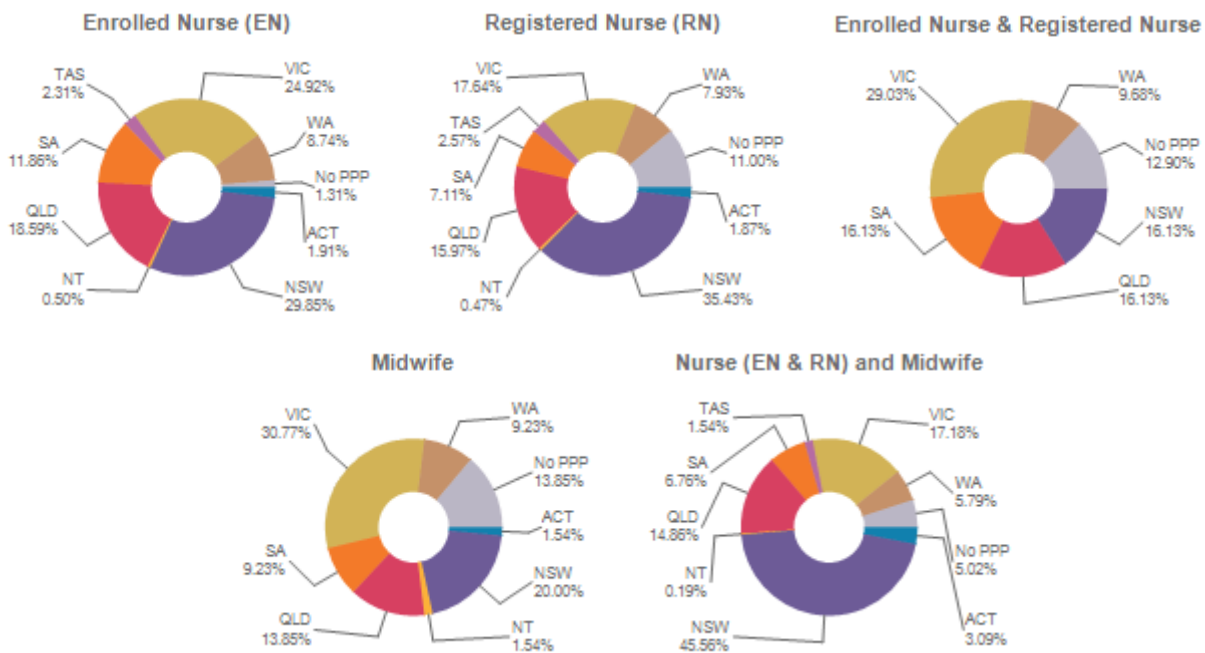
Non-practising registration

Table 3.1 Totals for practitioners with non-practising registration as Nurse and/or Midwife

Division	ACT	NSW	NT	QLD	SA	TAS	VIC	WA	No PPP	Total
Enrolled Nurse (EN)	19	297	5	185	118	23	248	87	13	995
Registered Nurse (RN)	75	1,420	19	640	285	103	707	318	441	4,008
EN & RN		5		5	5		9	3	4	31
Midwife	1	13	1	9	6		20	6	9	65
Nurse (EN & RN) and Midwife*	16	236	1	77	35	8	89	30	26	518

* Practitioners with a Nurse and Midwife registration may hold registration as an EN and Midwife, RN and Midwife, or EN and RN and Midwife.

Table 3.2 Percentage of non-practising registration by principal place of practice



Provisional registration

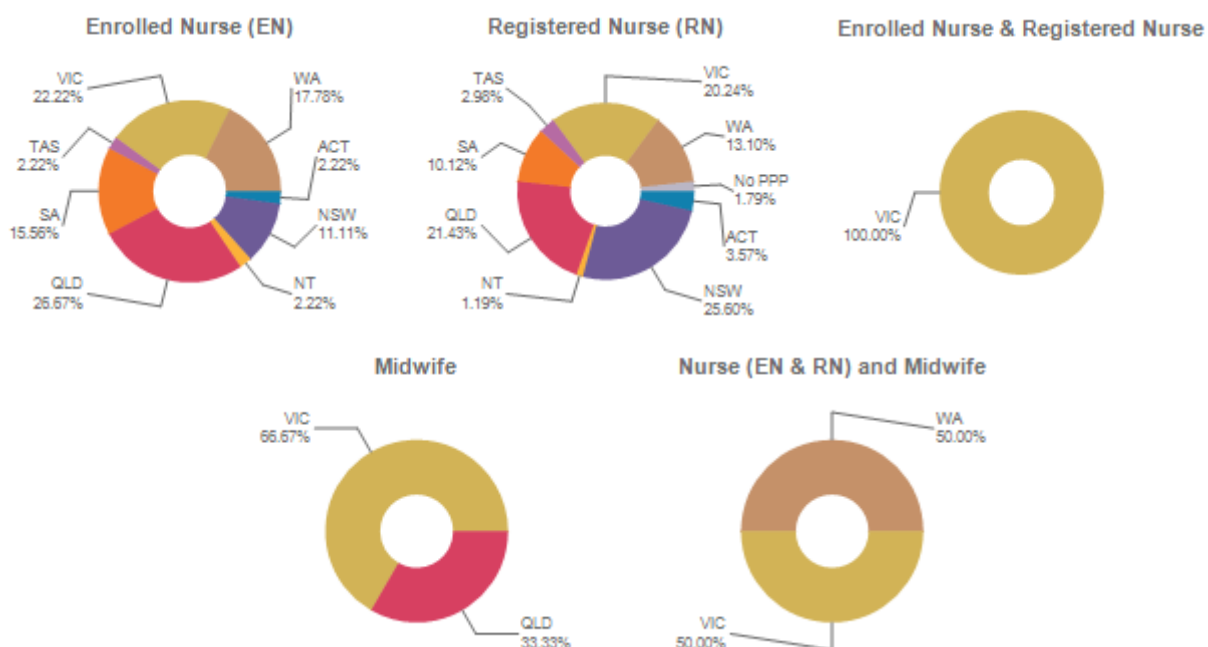
Provisional registration is a registration type used by the NMBA for registered nurses, enrolled nurses and/or midwives who want to return to the register after an absence from practice. Provisional registration enables a registered nurse, enrolled nurse and/or midwife to complete a period of supervised practice or a NMBA-approved re-entry to practice program to be eligible for general registration.

Table 4.1 Totals for practitioners with provisional registration as Nurse and/or Midwife

Division	ACT	NSW	NT	QLD	SA	TAS	VIC	WA	No PPP	Total
Enrolled Nurse (EN)	1	5	1	12	7	1	10	8		45
Registered Nurse (RN)	6	43	2	36	17	5	34	22	3	168
EN & RN							1			1
Midwife				1			2			3
Nurse (EN & RN) and Midwife*							2	2		4

* Practitioners with a Nurse and Midwife registration may hold registration as an EN and Midwife, RN and Midwife, or EN and RN and Midwife.

Table 4.2 Percentage of provisional registration by principal place of practice



Endorsements by type

The NMBA endorsements for registered nurses are:

- Nurse Practitioner
- Registered Nurse - scheduled medicines (rural and isolated practice)

The NMBA endorsements for midwives are:

- Midwife – scheduled medicines
- Midwife Practitioner – refer [Position-Statement Midwife Practitioners \(7 April 2011\)](#)

Table 5.1 Registered Nurse and Midwife - Endorsements by principal place of practice

Profession	Endorsement	ACT	NSW	NT	QLD	SA	TAS	VIC	WA	No PPP	Total
Nurse	Nurse Practitioner	49	425	27	506	158	43	419	250	27	1,904
	Scheduled Medicines - Rural and isolated practice	7	37	23	829	15	10	224	24	12	1,181
Midwife	Midwife practitioner		1								1
	Scheduled Medicines*	8	84	6	202	47	13	106	95	1	562
Total		64	547	56	1,537	220	66	749	369	40	3,648

* The above numbers under 'Midwife - Scheduled Medicines' reflect those midwives who have met the NMBA Registration standard for endorsement for scheduled medicines for midwives.

Notations

Registered nurses with a sole qualification in mental health nursing or paediatric nursing or disability nursing - rather than a qualification in general nursing - are identified on the national register with a notation, which states: Solely qualified in the area of Disability Nursing / Mental Health Nursing / Paediatric Nursing.

Table 6.1 Registered Nurse notations

Notation	ACT	NSW	NT	QLD	SA	TAS	VIC	WA	No PPP	Total
Disability Nursing		38	2	11	5		20	23	16	115
Mental Health nursing	12	283	21	213	202	16	358	978	160	2,243
Paediatric Nursing	2	137	5	115	16	2	82	157	63	579
Total	14	458	28	339	223	18	460	1,158	239	2,937

Midwife notations

Note: All midwives who held the Eligible Midwife notation either now hold the Midwife Scheduled Medicines endorsement or have determined they no longer require the Eligible Midwife notation.

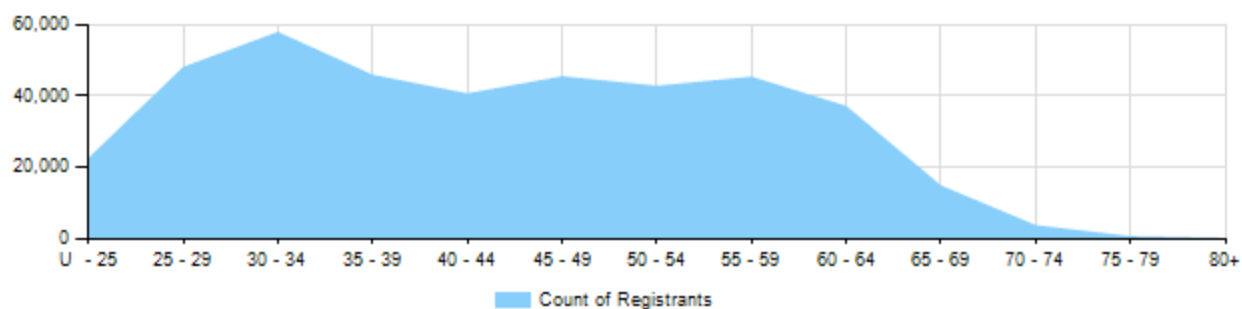
Age group

General registration

Table 7.1 General registration by age group

Age group	Nurse			Nurse and Midwife			Midwife	Total	% age bracket
	EN	RN	EN & RN	EN	RN	EN & RN			
U - 25	5,967	15,198	321	1	561	1	464	22,513	5.6%
25 - 29	6,594	37,220	1,288	12	1,791	16	997	47,918	11.9%
30 - 34	6,258	46,835	1,524	22	2,082	14	950	57,685	14.3%
35 - 39	5,647	36,259	1,021	14	1,919	10	828	45,698	11.3%
40 - 44	5,172	31,926	786	14	1,899	7	690	40,494	10.0%
45 - 49	6,441	34,849	741	15	2,592	8	631	45,277	11.2%
50 - 54	7,839	30,295	646	3	3,393	6	442	42,624	10.6%
55 - 59	9,176	30,186	516	6	5,038	6	272	45,200	11.2%
60 - 64	7,446	24,764	215	1	4,365	1	196	36,988	9.2%
65 - 69	2,584	10,285	56		1,736	1	88	14,750	3.7%
70 - 74	513	2,715	11		413		22	3,674	0.9%
75 - 79	60	454			87		3	604	0.1%
80+	11	83			13			107	<0.1%
Total	63,708	301,069	7,125	88	25,889	70	5,583	403,532	100.0%

Table 7.2 General registration by age group

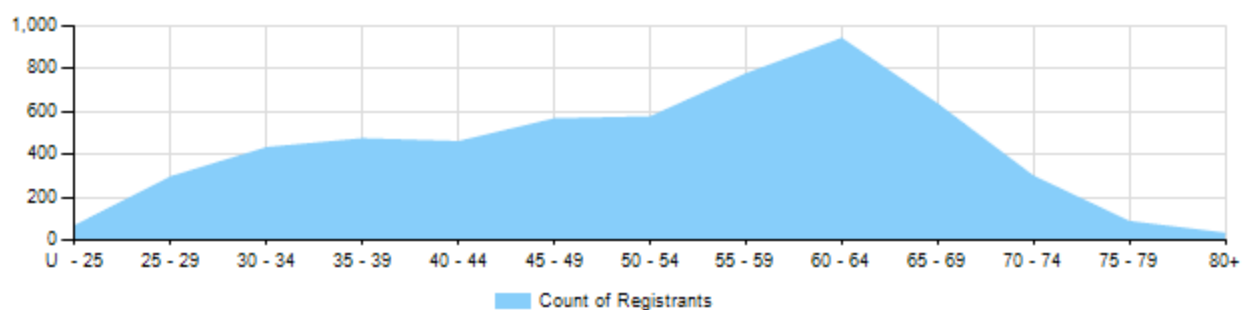


Non-practising registration

Table 8.1 Non-practising registration by age group

Age group	Nurse			Nurse and Midwife			Total	% age bracket
	EN	RN	EN & RN	EN	RN	Midwife		
U - 25	29	37				1	67	1.2%
25 - 29	69	206	4		6	9	294	5.2%
30 - 34	78	319	10	1	10	12	430	7.7%
35 - 39	73	369	3		19	7	471	8.4%
40 - 44	63	371	3		14	7	458	8.2%
45 - 49	103	417	1		38	5	564	10.0%
50 - 54	141	392	3		30	7	573	10.2%
55 - 59	185	498	2		82	7	774	13.8%
60 - 64	155	649	4		125	6	939	16.7%
65 - 69	73	446	1		111	2	633	11.3%
70 - 74	23	219			53	2	297	5.3%
75 - 79	3	63			20		86	1.5%
80+		22			9		31	0.6%
Total	995	4,008	31	1	517	65	5,617	100.0%

Table 8.2 Non-practising registration by age group



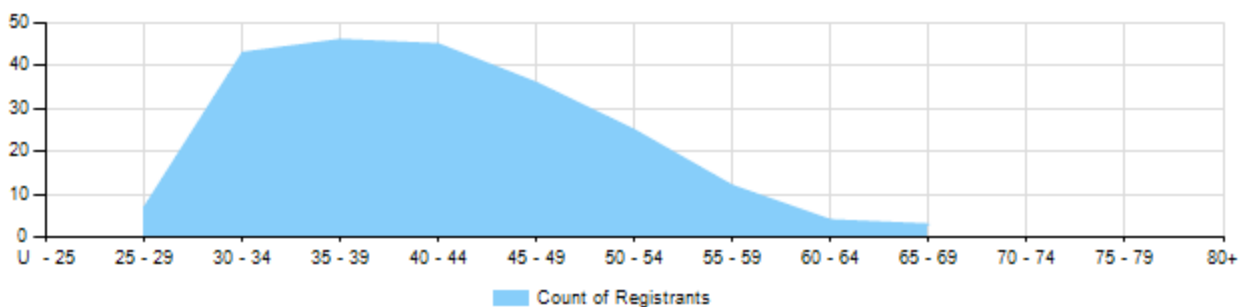
Provisional registration

Provisional registration is a registration type used by the NMBA for registered nurses, enrolled nurses and/or midwives who want to return to the register after an absence from practice. Provisional registration enables a registered nurse, enrolled nurse and/or midwife to complete a period of supervised practice or a NMBA-approved re-entry to practice program to be eligible for general registration.

Table 9.1 Provisional registration by age group

Age group	Nurse			Nurse and Midwife		Total	% age bracket
	EN	RN	EN & RN	RN	Midwife		
U - 25						0	0.0%
25 - 29	3	4				7	3.2%
30 - 34	12	30			1	43	19.5%
35 - 39	8	35	1	2		46	20.8%
40 - 44	5	39			1	45	20.4%
45 - 49	6	28		1	1	36	16.3%
50 - 54	8	17				25	11.3%
55 - 59	1	10		1		12	5.4%
60 - 64	1	3				4	1.8%
65 - 69	1	2				3	1.4%
70 - 74						0	0.0%
75 - 79						0	0.0%
80+						0	0.0%
Total	45	168	1	4	3	221	100.0%

Table 9.2 Provisional registration by age group



Gender

General registration

Table 10.1 General registration by gender

Profession	Gender	Divisions	ACT	NSW	NT	QLD	SA	TAS	VIC	WA	No PPP	Total
Nurse	Female	Enrolled Nurse (EN)	614	12,056	357	12,038	7,004	1,458	18,461	5,093	82	57,163
		Registered Nurse (RN)	4,506	73,597	3,116	53,613	19,992	6,322	66,919	27,190	8,529	263,784
		EN & RN	64	1,048	53	1,327	594	68	2,300	638	29	6,121
	Total Female General Nurse		5,184	86,701	3,526	66,978	27,590	7,848	87,680	32,921	8,640	327,068
	Male	Enrolled Nurse (EN)	86	1,596	72	1,391	773	150	1,996	469	10	6,543
		Registered Nurse (RN)	719	11,654	584	7,198	2,782	916	8,789	2,971	1,667	37,280
		EN & RN	17	195	6	192	126	3	404	59	2	1,004
	Total Male General Nurse		822	13,445	662	8,781	3,681	1,069	11,189	3,499	1,679	44,827
	Intersex or Indeterminate	Enrolled Nurse (EN)				1				1		2
		Registered Nurse (RN)	1	2		2						5
Total Intersex or Indeterminate General Nurse		1	2	0	3	0	0	0	0	1	0	7
Total General Nurse			6,007	100,148	4,188	75,762	31,271	8,917	98,869	36,421	10,319	371,902
Nurse and Midwife	Female	EN & Midwife	1	13	2	25	11		31	3		86
		RN & Midwife	471	6,968	432	5,350	1,644	580	7,080	2,682	258	25,465
		EN & RN & Midwife		22	1	4	2	2	24	14		69
	Total Female General Nurse and Midwife		472	7,003	435	5,379	1,657	582	7,135	2,699	258	25,620
	Male	EN & Midwife			1	1						2
		RN & Midwife	8	154	30	75	36	12	63	40	6	424
		EN & RN & Midwife		1								1
Total Male General Nurse and Midwife		8	155	31	76	36	12	63	40	6	427	
Total General Nurse and Midwife			480	7,158	466	5,455	1,693	594	7,198	2,739	264	26,047

Table 10.1 (continued from page 14)

Profession	Gender	Divisions	ACT	NSW	NT	QLD	SA	TAS	VIC	WA	No PPP	Total
Midwife	Female		179	1,299	92	1,201	655	44	1,472	442	182	5,566
	Male			5	1	2	1	2	5	1		17
Total General Midwife			179	1,304	93	1,203	656	46	1,477	443	182	5,583
Total			6,666	108,610	4,747	82,420	33,620	9,557	107,544	39,603	10,765	403,532

* Practitioners with a Nurse and Midwife registration may hold registration as an EN and Midwife, RN and Midwife, or EN and RN and Midwife.

Table 10.2 Total general registration by gender

Gender	ACT	NSW	NT	QLD	SA	TAS	VIC	WA	No PPP	Total
Female	5,835	95,003	4,053	73,558	29,902	8,474	96,287	36,062	9,080	358,254
Male	830	13,605	694	8,859	3,718	1,083	11,257	3,540	1,685	45,271
Intersex or Indeterminate	1	2		3				1		7

Table 10.3 Total general registration by gender percentages

Gender	ACT	NSW	NT	QLD	SA	TAS	VIC	WA	No PPP	Total
Female	87.5%	87.5%	85.4%	89.2%	88.9%	88.7%	89.5%	91.1%	84.3%	88.8%
Male	12.5%	12.5%	14.6%	10.7%	11.1%	11.3%	10.5%	8.9%	15.7%	11.2%
Intersex or Indeterminate	<0.1%	<0.1%		<0.1%				<0.1%		<0.1%

Non-practising registration

Table 11.1 Non-practising registration by gender

Profession	Gender	Divisions	ACT	NSW	NT	QLD	SA	TAS	VIC	WA	No PPP	Total	
Nurse	Female	Enrolled Nurse (EN)	18	265	5	172	115	23	232	82	12	924	
		Registered Nurse (RN)	65	1,270	17	580	244	93	639	294	391	3,593	
		EN & RN		5		5	4		9	3	4	30	
	Total Female Non-practising Nurse		83	1,540	22	757	363	116	880	379	407	4,547	
	Male	Enrolled Nurse (EN)	1	32		13	3		16	5	1	71	
		Registered Nurse (RN)	10	150	2	60	41	10	68	24	50	415	
		EN & RN					1					1	
	Total Male Non-practising Nurse		11	182	2	73	45	10	84	29	51	487	
	Total Non-practising Nurse			94	1,722	24	830	408	126	964	408	458	5,034
	Nurse and Midwife	Female	EN & Midwife							1			1
RN & Midwife			16	229	1	75	35	8	88	29	26	507	
Total Female Non-practising Nurse and Midwife		16	229	1	75	35	8	89	29	26	508		
Male		RN & Midwife		7		2				1		10	
Total Non-practising Nurse and Midwife			16	236	1	77	35	8	89	30	26	518	
Midwife	Female		1	13	1	9	6		20	6	9	65	
Total Non-practising Midwife			1	13	1	9	6	0	20	6	9	65	
Total			111	1,971	26	916	449	134	1,073	444	493	5,617	

Table 11.2 Total non-practising registration by gender

Gender	ACT	NSW	NT	QLD	SA	TAS	VIC	WA	No PPP	Total
Female	100	1,782	24	841	404	124	989	414	442	5,120
Male	11	189	2	75	45	10	84	30	51	497

Table 11.3 Total non-practising registration by gender percentages

Gender	ACT	NSW	NT	QLD	SA	TAS	VIC	WA	No PPP	Total
Female	90.1%	90.4%	92.3%	91.8%	90.0%	92.5%	92.2%	93.2%	89.7%	91.2%
Male	9.9%	9.6%	7.7%	8.2%	10.0%	7.5%	7.8%	6.8%	10.3%	8.8%

Provisional Registration

Provisional registration is a registration type used by the NMBA for registered nurses, enrolled nurses and/or midwives who want to return to the register after an absence from practice. Provisional registration enables a registered nurse, enrolled nurse and/or midwife to complete a period of supervised practice or a NMBA-approved re-entry to practice program to be eligible for general registration.

Table 12.1 Provisional registration by gender

Profession	Gender	Divisions	ACT	NSW	NT	QLD	SA	TAS	VIC	WA	No PPP	Total	
Nurse	Female	Enrolled Nurse (EN)	1	3	1	12	6	1	10	8		42	
		Registered Nurse (RN)	6	41	2	31	15	4	32	19	3	153	
		EN & RN							1			1	
	Total Female Provisional Nurse			7	44	3	43	21	5	43	27	3	196
	Male	Enrolled Nurse (EN)			2			1					3
		Registered Nurse (RN)			2		5	2	1	2	3		15
	Total Male Provisional Nurse			0	4	0	5	3	1	2	3	0	18
Total Provisional Nurse			7	48	3	48	24	6	45	30	3	214	
Nurse and Midwife	Female	RN & Midwife							2	2		4	
Total Provisional Nurse and Midwife			0	0	0	0	0	0	2	2	0	4	
Midwife	Female					1			2			3	
Total Provisional Midwife			0	0	0	1	0	0	2	0	0	3	
Total			7	48	3	49	24	6	49	32	3	221	

Table 12.2 Total provisional registration by gender

Gender	ACT	NSW	NT	QLD	SA	TAS	VIC	WA	No PPP	Total
Female	7	44	3	44	21	5	47	29	3	203
Male		4		5	3	1	2	3		18

Table 12.3 Total provisional registration by gender percentages

Gender	ACT	NSW	NT	QLD	SA	TAS	VIC	WA	No PPP	Total
Female	100.0%	91.7%	100.0%	89.8%	87.5%	83.3%	95.9%	90.6%	100.0%	91.9%
Male		8.3%		10.2%	12.5%	16.7%	4.1%	9.4%		8.1%